

Arapahoe County Profile

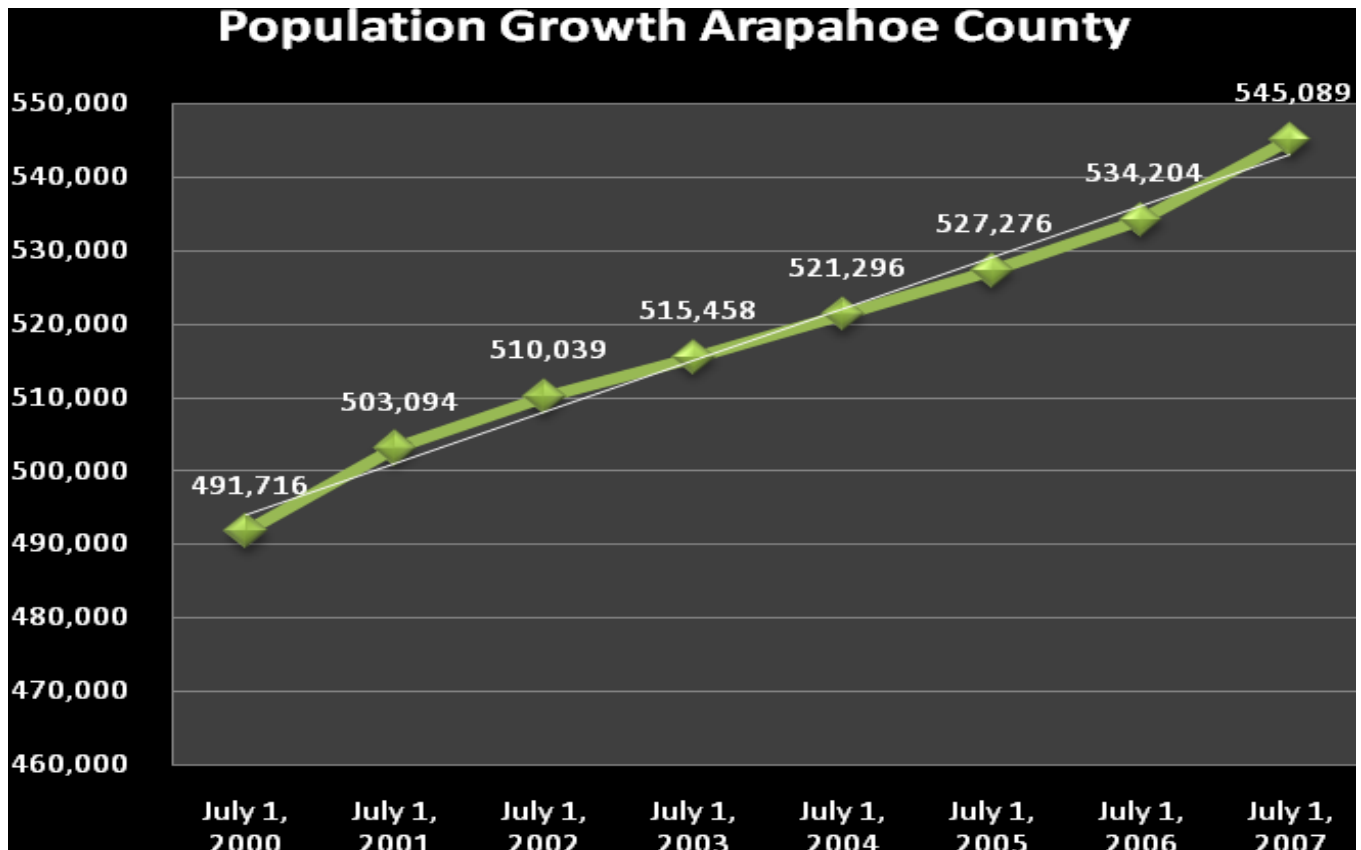
Arapahoe County is 806 square miles in area, and is considered part of the five-county Denver Metro Area. Arapahoe County was first incorporated as part of the Kansas Territory in 1855, and was one of the original 17 counties when the Colorado Territory was organized in 1861. It is currently the third most populous of the 64 counties now in Colorado.

People

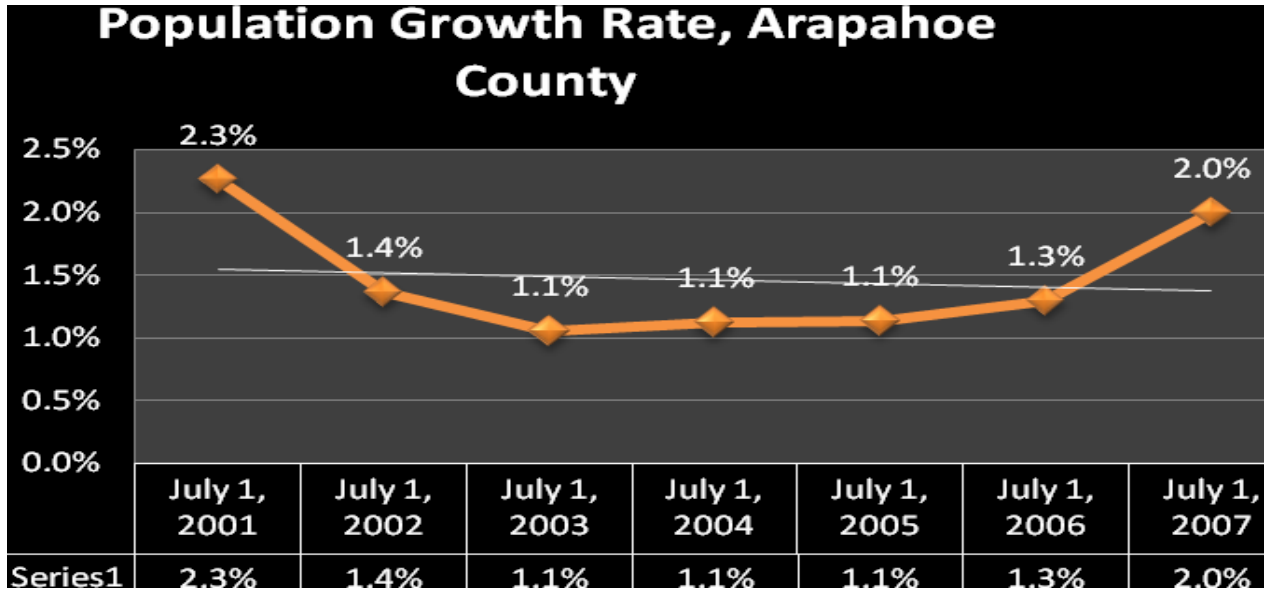
Current population: 545,089 (1-year estimate, U.S. Census American Factfinder)

Projected population in 2030: 809,673.

The charts below show that while the population of Arapahoe County is growing, the slight downward trendline on the second chart shows the rate of growth is slowing. According to the Denver Regional Council of Governments, Arapahoe County's population grew 85% between 1980 and 2005, but is only projected to grow 49% between 2006 and 2030.



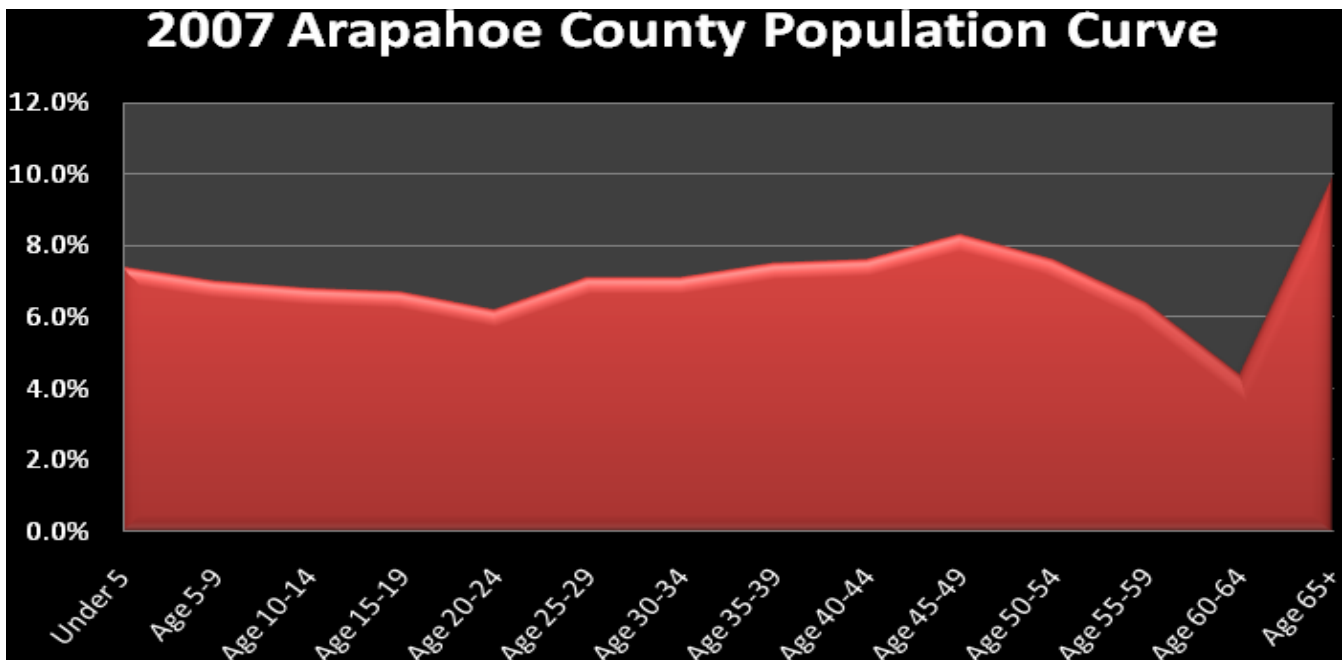
Source: U.S. Census American Fact Finder T1 Population Estimates (2007)



Source: U.S. Census American Fact Finder T-1 Population Estimates (2007)

Age Demographics

The chart below shows the age curve for Arapahoe County’s population. The slight dip between Age 15 and Age 45 shows the potential shortage of workers which will exist when Baby Boomers begin leaving the labor force in greater numbers. When this happens, businesses will have to increase productivity through leveraging additional technology, and at the same time accelerate advancement and skills training for the Millennial Generation (currently aged 8 to 23).

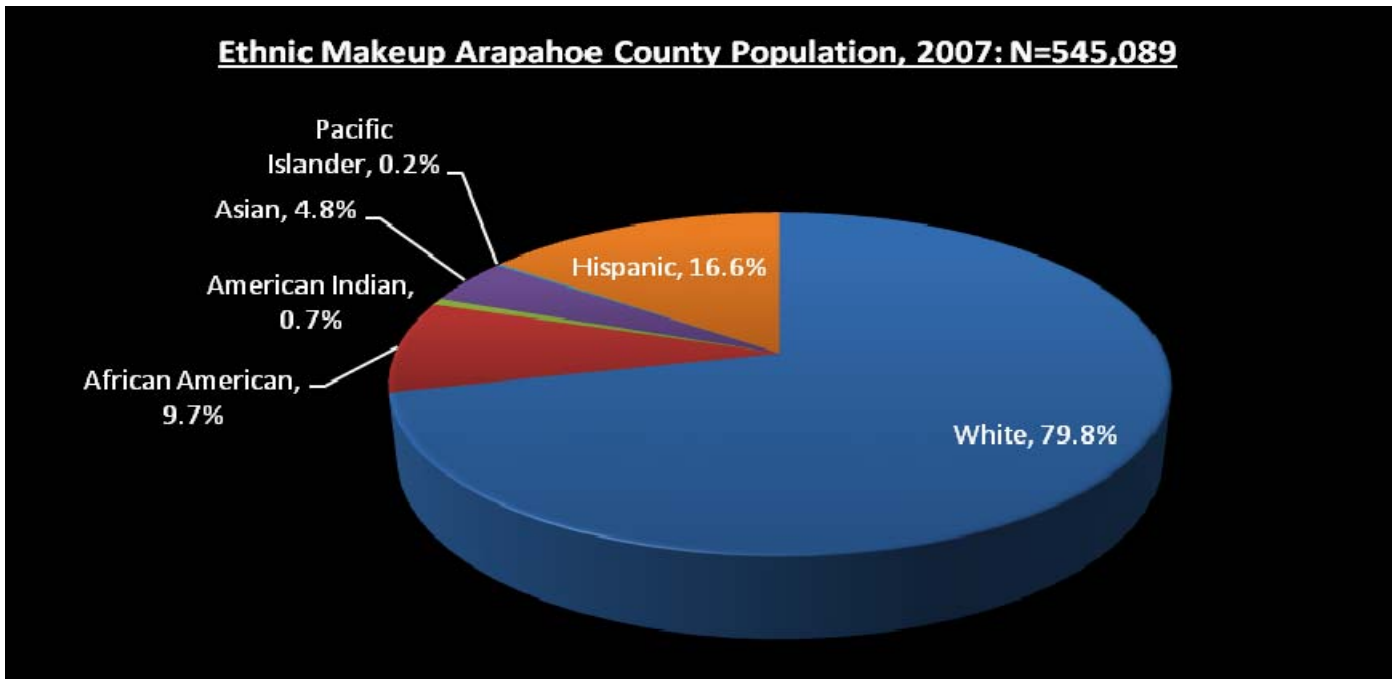


2008 Arapahoe County Profile Compiled by Arapahoe/Douglas Works!

Source: U.S. Census 2007 American Community Survey 1-Year Estimates

Race

The chart below shows race demographics for 2007 in Arapahoe County. Note that Hispanic is no longer considered a race, but is listed in conjunction with other races, hence one can be counted as both White and Hispanic, or African-American/Hispanic.



Poverty

- 31,716 (9.2%) of Arapahoe County residents aged 18-64 were determined below poverty level in 2007.
- An additional 64,113 (17.8%) of Arapahoe County residents aged 18-64 fell at or below 150% of poverty level in 2007.

Disability

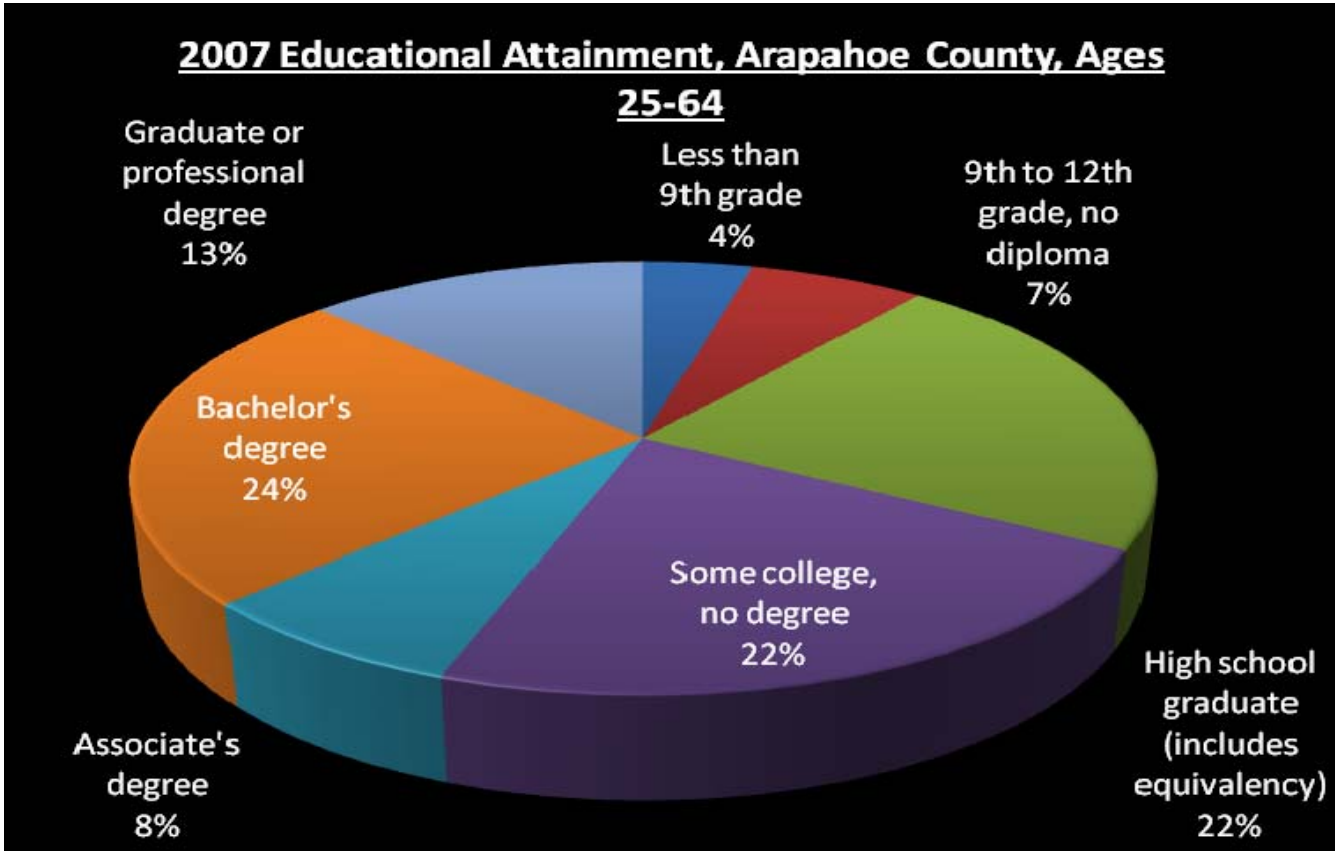
In 2007, 31,130 (8.7%) of the Arapahoe County population aged 16-64 had some disability. Of these, 45.9% were employed.

Teen or Out of Wedlock Births

- In 2007, 1.8% of births in Arapahoe County were to unmarried women
- In 2007, 3.8% of Arapahoe County births were to women aged 15-19

Educational Attainment

The chart below shows educational attainment in Arapahoe County. Of concern are the 36,945 people lacking a high school diploma, and of special concern is that of that number, 14,663 have less than a 9th Grade education.



Income

- Median Individual Earnings for Arapahoe County residents, aged 25 and over, within the past 12 months was \$33,004 in 2007
- 2007 Median Individual Earnings for males in Arapahoe County was \$37,499; for females it was \$28,767
- The median family income in Arapahoe County was \$83,667 in 2007

Households and Housing

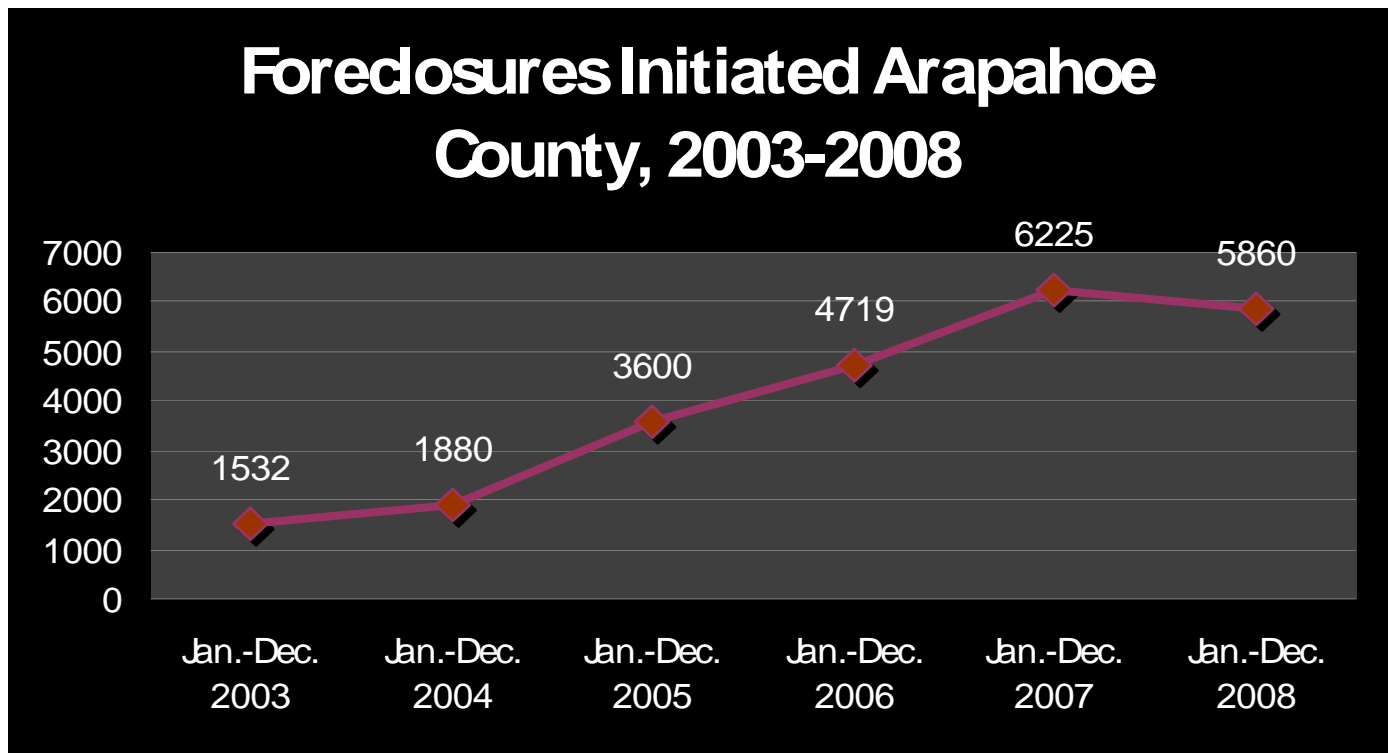
- In 2007, there were 208,881 households in Arapahoe County, of which 102,362 were married couple families
- Average Arapahoe County household size in 2007 was 2.53
- In 2007, 68% of housing units in Arapahoe County were owner-occupied; 32% were renter-occupied

Mortgages in the Current Economy

- In 2007, there were 113,986 housing units with a mortgage in Arapahoe County
- Of these, 99,593 (87.3%) had monthly payments \$1,000 or over
- 65,710 (57.6%) had monthly payments in excess of \$1,500
- 32,883 (28.8%) had monthly payments of \$2,000 or over
- 16,398 (14.4%) had monthly payments over \$2,500 and 8,967 (7.8%) had payments in excess of \$3,000 per month
- **30,815 (21.9%) Arapahoe County homeowners paid in excess of 35% of their gross income on their mortgages**
- **32.6% of homeowners had either a second mortgage or a home equity loan on top of their first mortgage**
- **Nationally, personal bankruptcy filings rose 23% in the year ending September 30, 2008, spiking at slightly over 1 million**

Home Foreclosures

The chart below shows a significant rise in the number of home foreclosures in Arapahoe County between 2003 and 2008. Given the banking crisis which precipitated the current deepening national recession, the number of home foreclosures is a key indicator to watch.

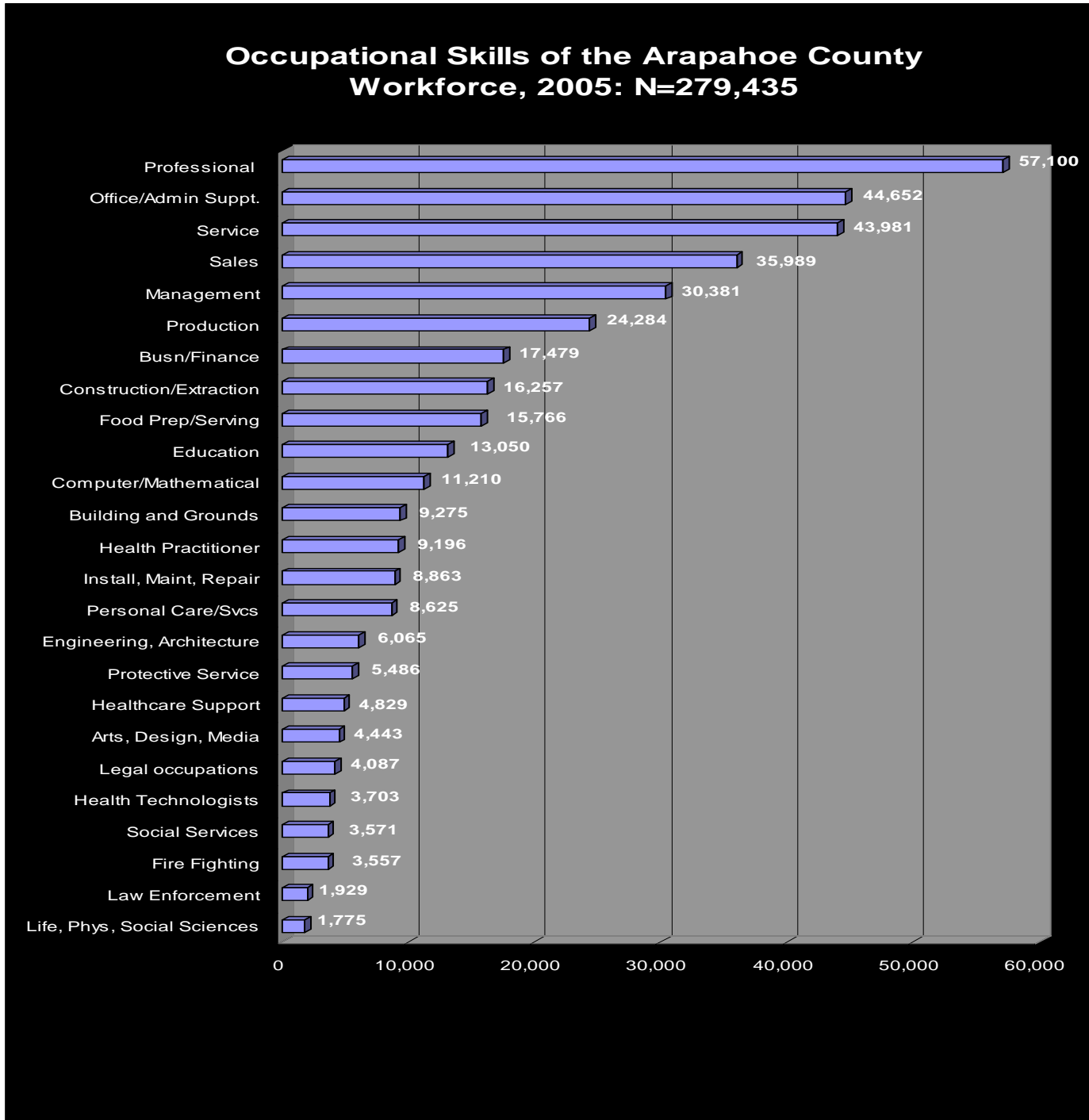


Source: Colorado County Treasurer & Public Trustee Associations

Labor Force

- 296,490 Arapahoe County residents were employed in December 2008 of a labor force of 315,724
- 19,234 Arapahoe County residents were unemployed in December 2008
- The Arapahoe County Unemployment Rate rose to 6.1% for the county in December 2008, up 1.8% from December 2007

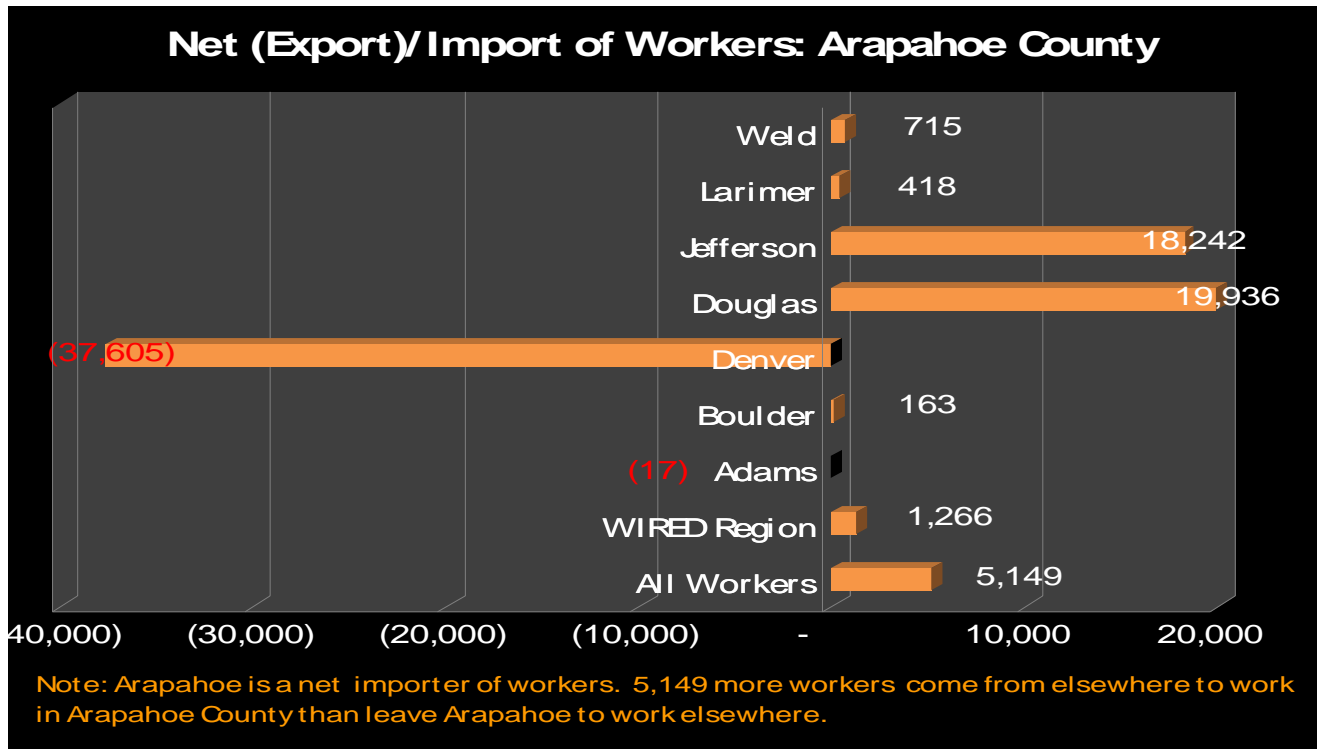
Occupational Skills Base of Arapahoe County Labor Force



Commuting Patterns

- In 2007, 76.1% of the Arapahoe County workforce drove to work alone in an automobile or SUV
- 3.9% worked at home
- 4.8% used public transit
- The mean commute time for Arapahoe County residents in 2007 was 25.1 minutes

The chart below shows commuting patterns for Arapahoe County workers.

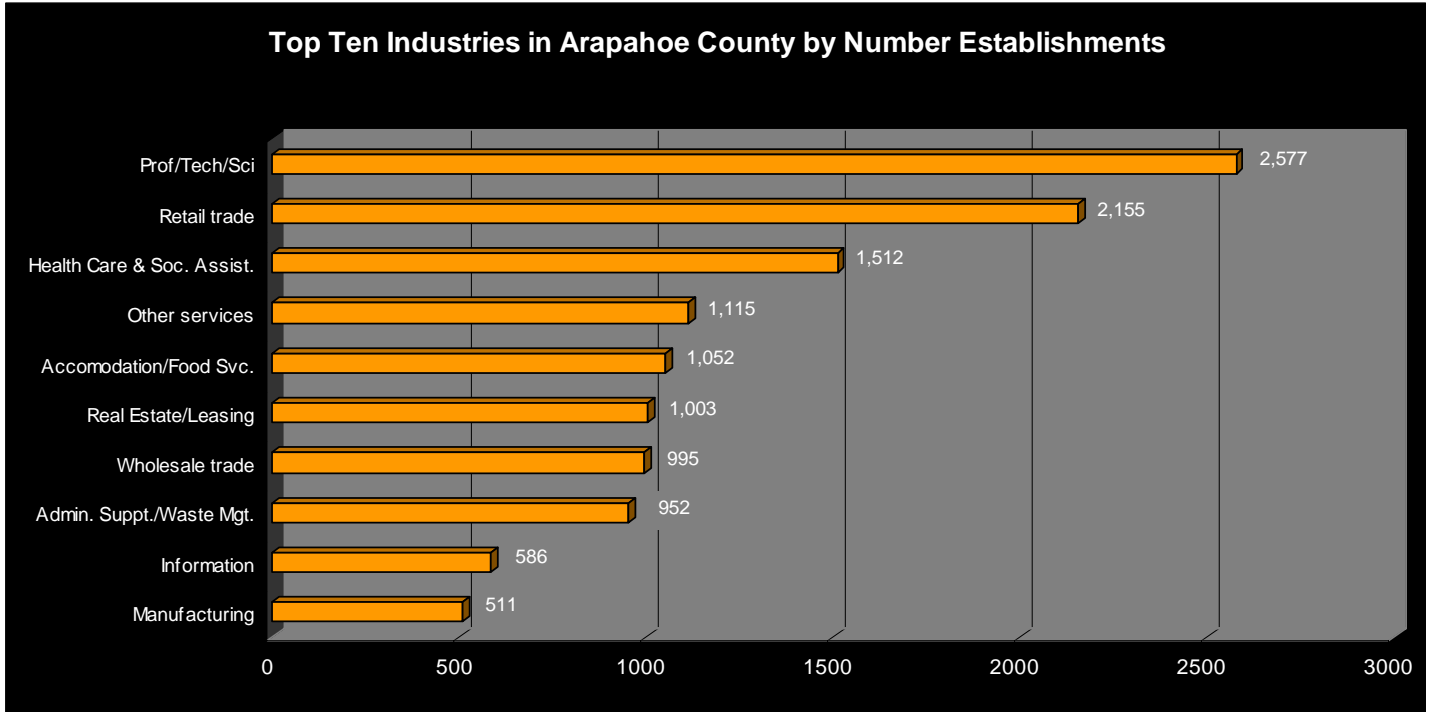


Businesses

- In 2006, the U.S. Census Non-Employer Survey reported there were 53,105 business establishments in Arapahoe County in all industries
- 2006 receipts for all establishments in Arapahoe County exceeded \$78.4 billion
- According to the U.S. Census 2002 Survey of Business Owners, 22,338 (42%) business establishments in Arapahoe County were woman or minority owned
 - 15,661 business establishments were women-owned
 - 2,455 were Hispanic/Latino owned
 - 1,838 were Black or African American owned
 - 450 were American Indian/Alaskan Native owned
 - 1,934 were Asian owned

2008 Arapahoe County Profile Compiled by Arapahoe/Douglas Works!

The chart below shows the top 10 industries (by number of establishments) in Arapahoe County in 2006:



Source: U.S. Census 2006 Non-Employer Statistics (data drawn from IRS filings)

Sources:

- Colorado County Treasurer & Public Trustee Associations
- Colorado Department of Labor and Employment Labor Market Information Division
- Colorado Labor Market Information Gateway
- Denver Regional Council of Governments
- Douglas County Colorado
- Sperling's Best Places
- U.S. Bureau of Labor Statistics
- U.S. Census American Fact Finder 2007 1-Year Estimates