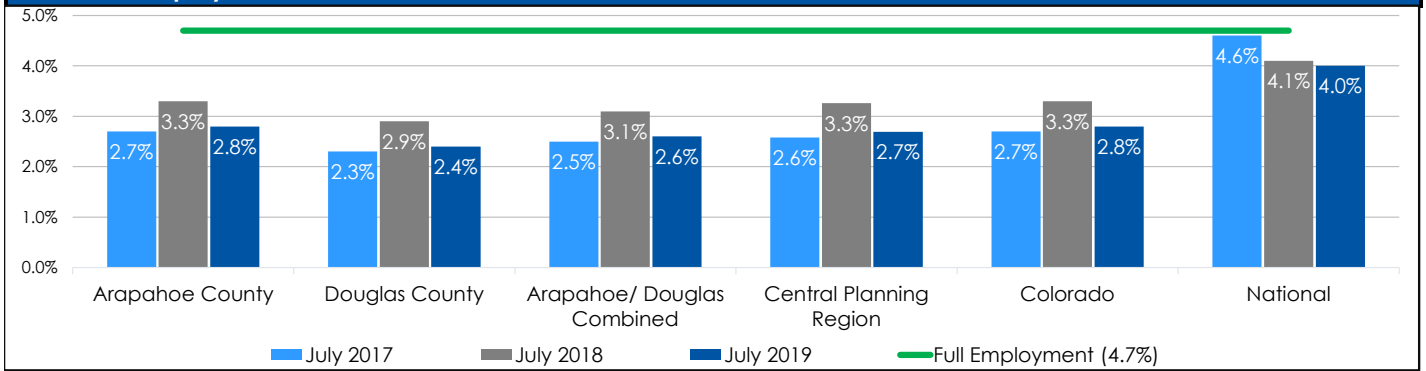


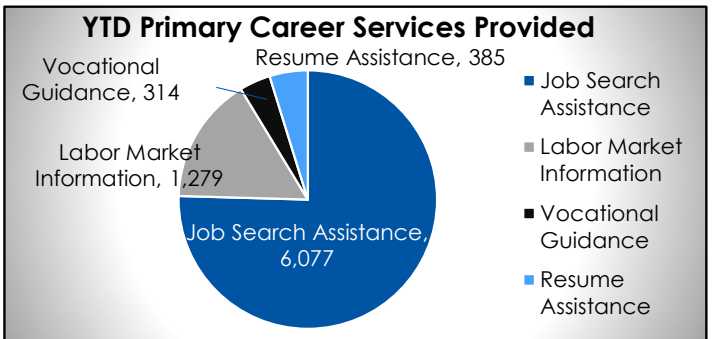
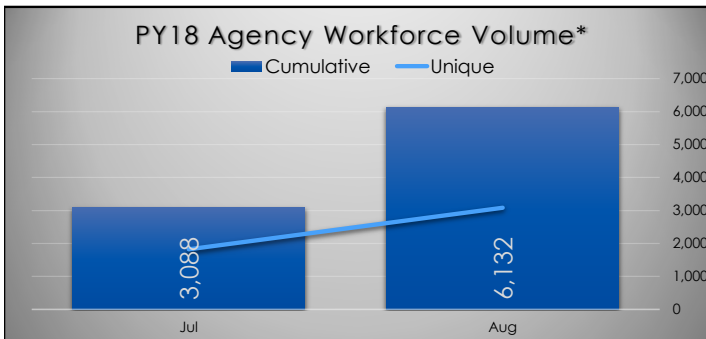

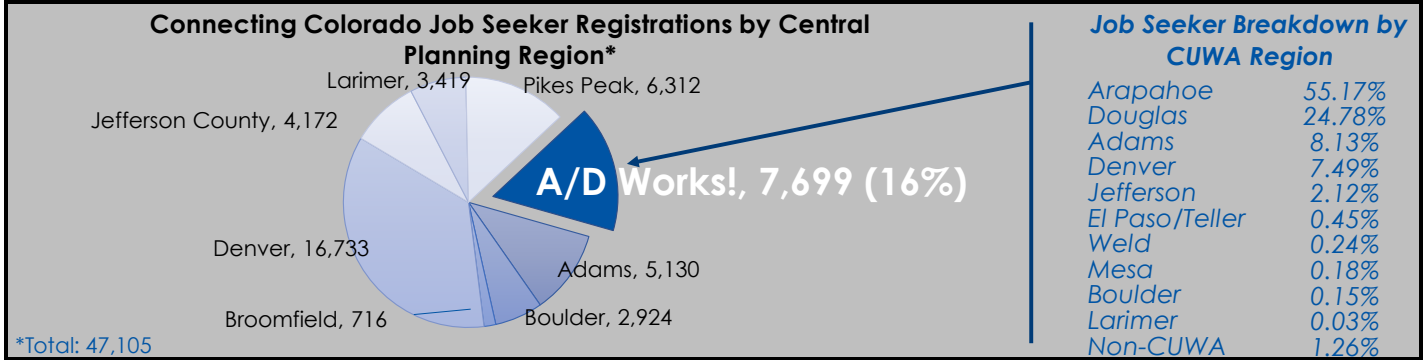
Annual Unemployment Rates



Labor Force and Unemployment Statistics (for August 2019)

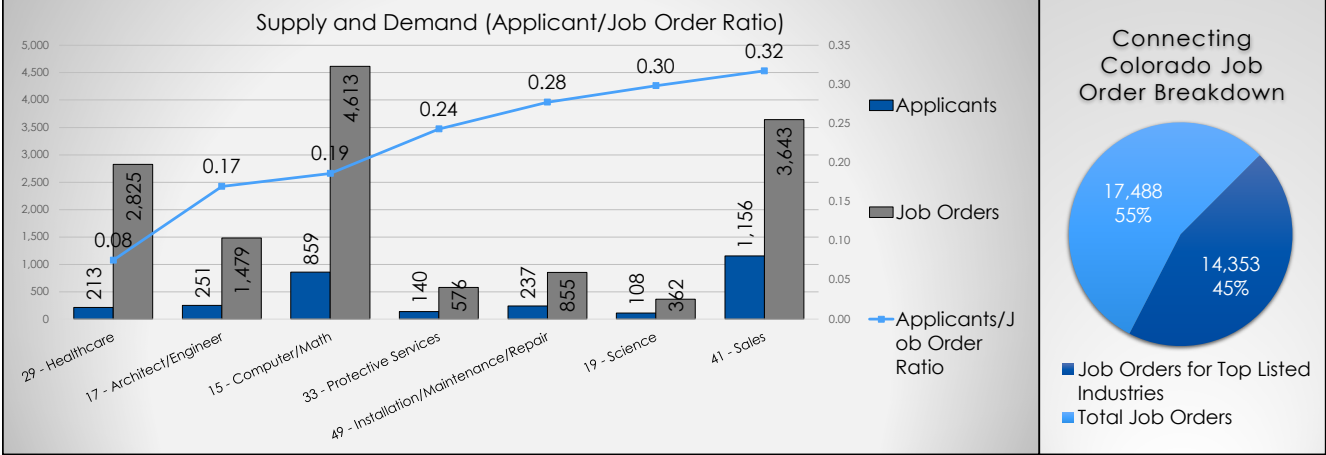
	Labor Force	Employment	Unemployment
Arapahoe County	371,638	361,314	10,324
Douglas County	195,892	191,168	4,724
Arapahoe/Douglas Combined	567,530	552,482	15,048
Central Planning Region	2,425,278	2,358,834	66,444
Colorado	3,188,759	3,100,677	88,082
National	164,941,000	158,385,000	6,556,000

Source: Bureau of Labor Statistics (Not Seasonally Adjusted)

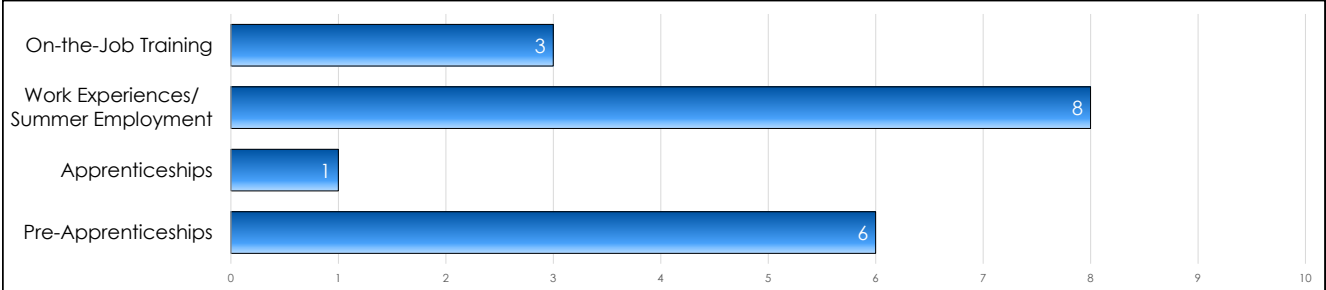


*Inclusive of all locations (Altura, Centennial, CentrePoint, and Littleton).

Job Orders (Business & Economic Development Services)



Work-Based Learning Activities



Performance Measures

Measure	Local Area Performance	Local Area Standard	Analysis
Adult: Employment Rate 2nd Quarter After Exit	0.00%	82.70%	0.00%
Adult: Median Earning 2nd Quarter After Exit	\$0.00	\$7,200.00	0.00%
Dislocated Worker: Employment Rate 2nd Quarter After Exit	0.00%	80.30%	0.00%
Dislocated Worker: Median Earning 2nd Quarter After Exit	\$0.00	\$8,913.00	0.00%
Youth & Young Adult: Employment Rate 2nd Quarter After Exit	0.00%	70.70%	0.00%
Youth & Young Adult: Median Earning 2nd Quarter After Exit	\$0.00	\$0.00	N/A
Wagner-Peyser: Employment Rate 2nd Quarter After Exit	0.00%	61.10%	0.00%
Wagner-Peyser: Median Earning 2nd Quarter After Exit	\$0.00	\$5,192.00	0.00%
Temporary Assistance for Needy Families (TANF): Caseload	612	204	300.00%
TANF: Entered Employment (Cumulative Goal of 35%)	9.87%	8.13%	121.40%
Employment First (Arapahoe County): Caseload	746	490	152.37%
Employment First (Arapahoe County): Placements	276	204	148.04%
Employment First (Douglas County): Caseload	151	102	148.04%
Employment First (Douglas County): Placements	28	26	107.69%
Parents to Work: Caseload	123	43	289.41%
Parents to Work: Placements	15	21	70.59%

Average Wages by Earnings Quintile

