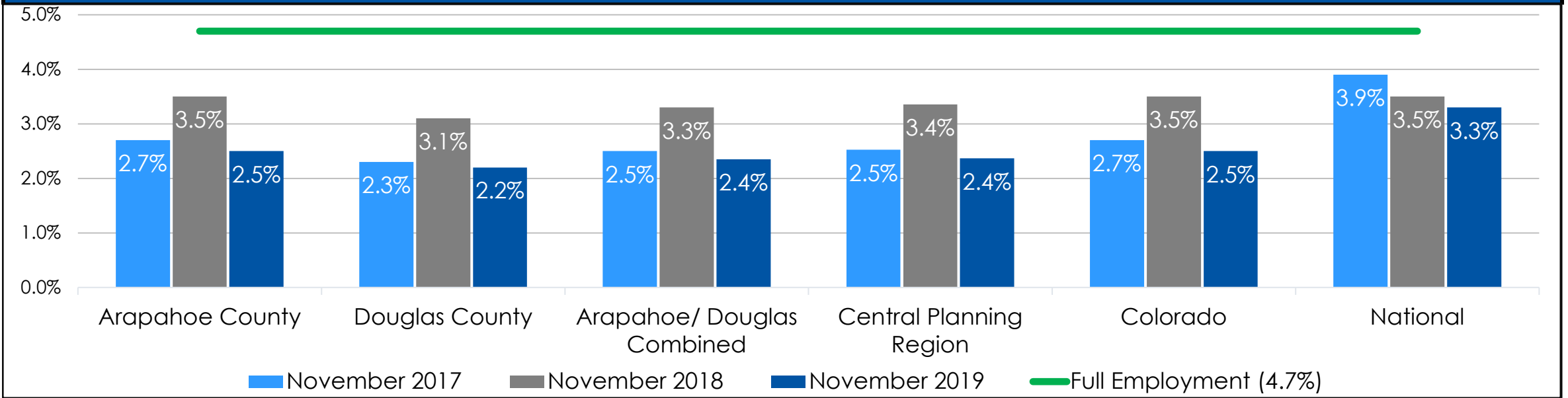


Annual Unemployment Rates

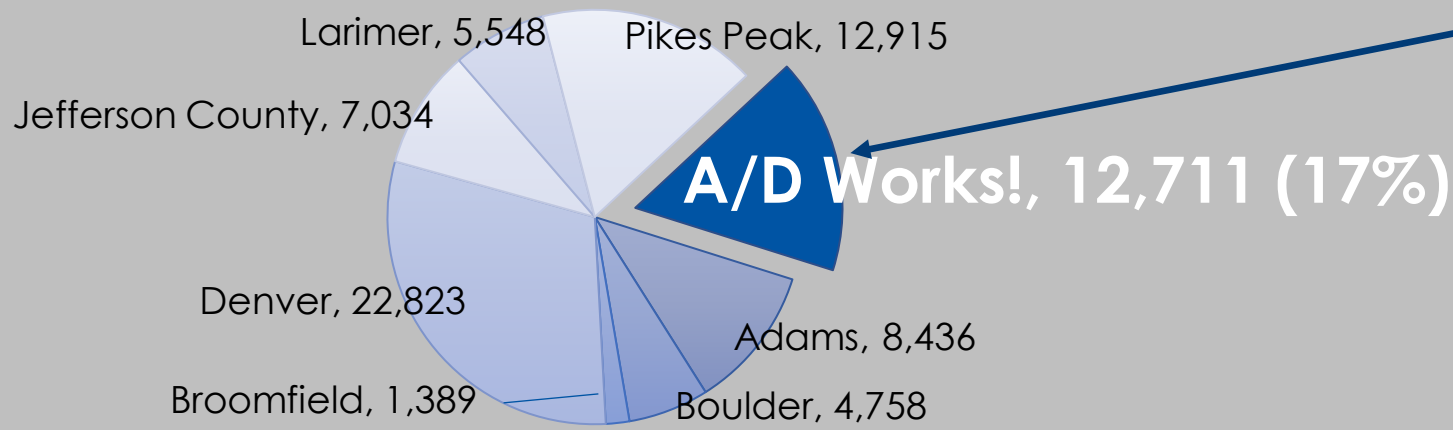


Labor Force and Unemployment Statistics (for November 2019)

	Labor Force	Employment	Unemployment
Arapahoe County	371,703	362,489	9,214
Douglas County	196,262	191,992	4,270
Arapahoe/Douglas Combined	567,965	554,481	13,484
Central Planning Region	2,436,726	2,377,414	59,312
Colorado	3,181,397	3,101,811	79,586
National	164,386,000	158,945,000	5,441,000

Source: Bureau of Labor Statistics (Not Seasonally Adjusted)

Connecting Colorado Job Seeker Registrations by Central Planning Region*



*Total: 75,614

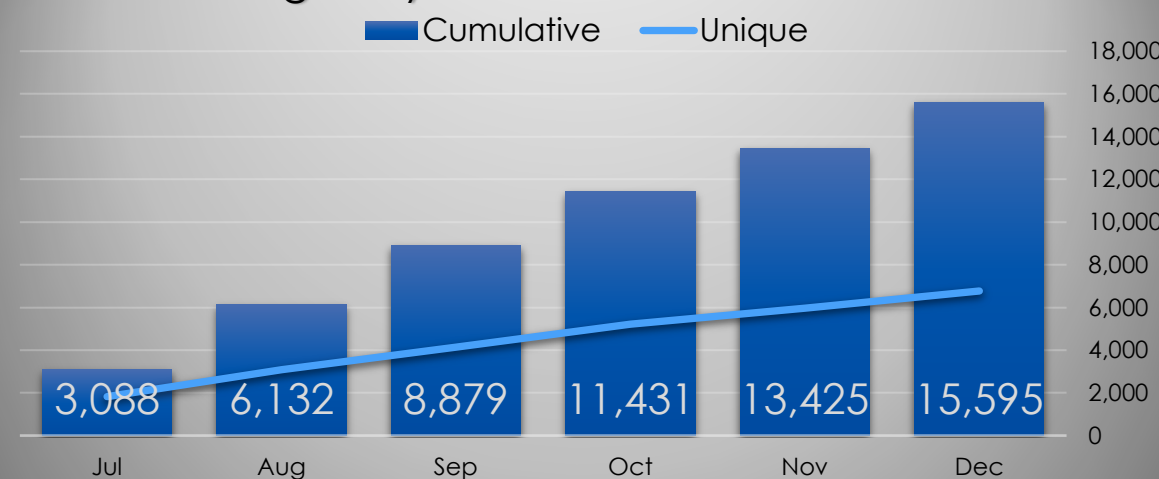
Job Seeker Breakdown by CUWA Region

Arapahoe	56.01%
Douglas	24.04%
Adams	7.56%
Denver	7.41%
Jefferson	2.37%
El Paso/Teller	0.51%
Weld	0.26%
Boulder	0.23%
Mesa	0.18%
Larimer	0.08%
Non-CUWA	1.35%

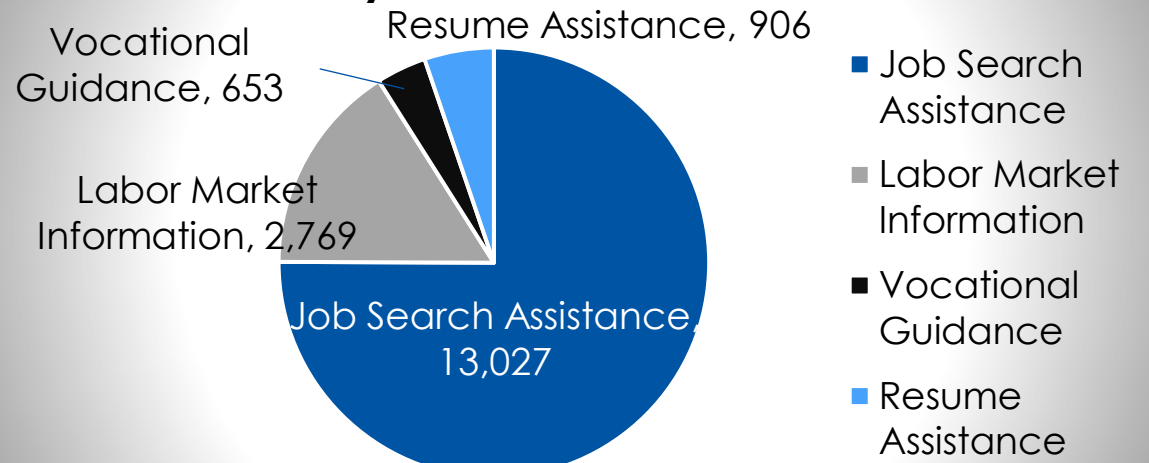
YTD Self-Reported Customer Demographics



Agency Workforce Volume*

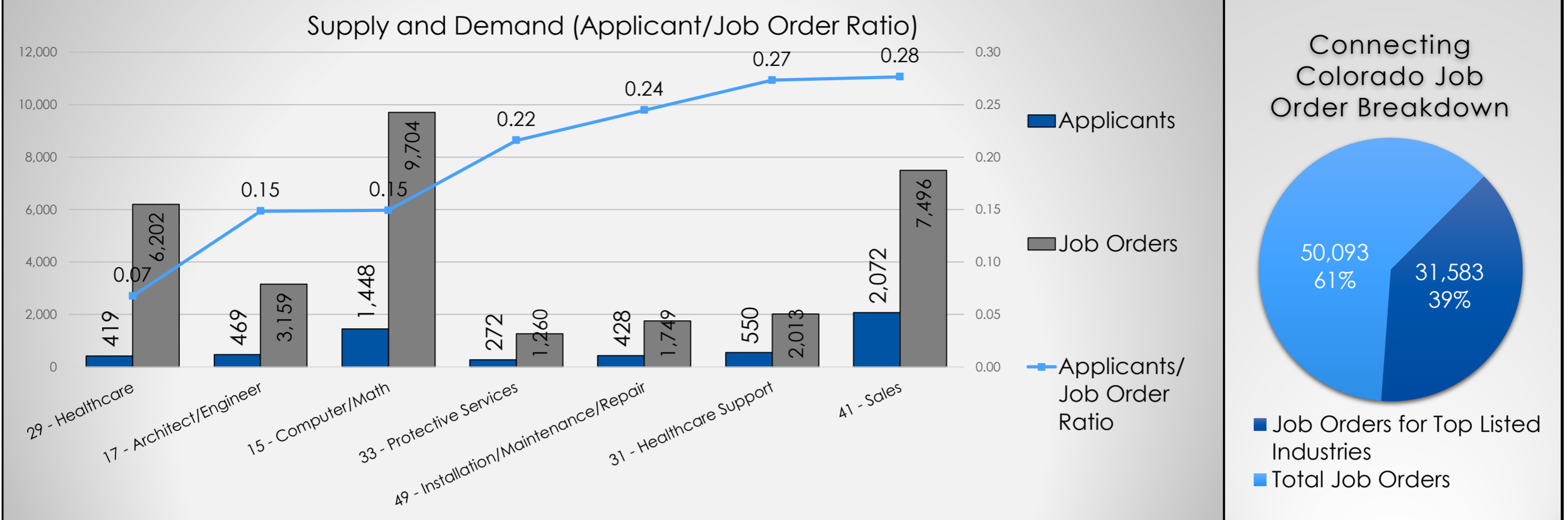


YTD Primary Career Services Provided

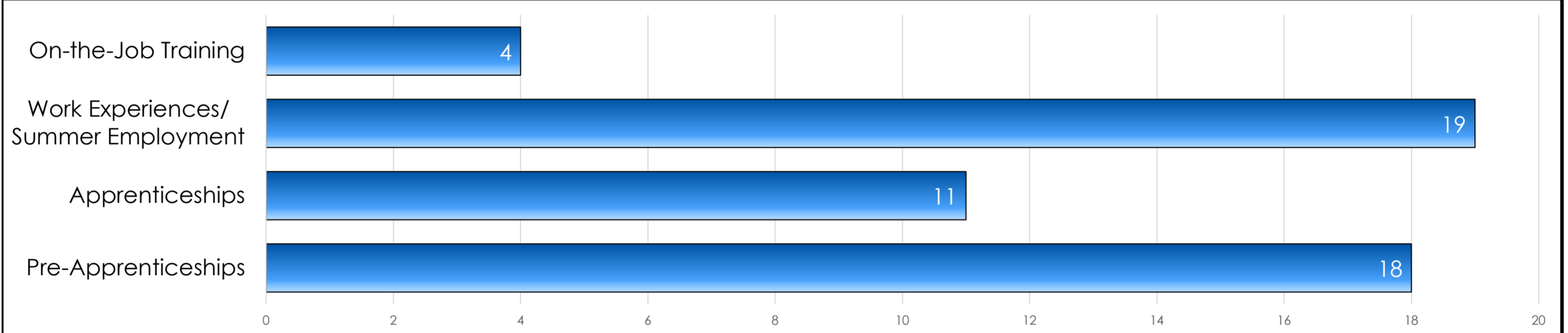


*Inclusive of all locations (Altura, Centennial, CentrePoint, and Littleton).

Job Orders (Business & Economic Development Services)



Work-Based Learning Activities



Performance Measures

Measure	Local Area Performance	Local Area Standard	Analysis
Adult: Employment Rate 2nd Quarter After Exit	76.35%	82.70%	92.32%
Adult: Median Earning 2nd Quarter After Exit	\$7,631.00	\$7,200.00	105.99%
Dislocated Worker: Employment Rate 2nd Quarter After Exit	80.21%	80.30%	99.89%
Dislocated Worker: Median Earning 2nd Quarter After Exit	\$10,465.00	\$8,913.00	117.41%
Youth & Young Adult: Employment Rate 2nd Quarter After Exit	62.65%	70.70%	88.61%
Youth & Young Adult: Median Earning 2nd Quarter After Exit	\$4,368.00	\$0.00	N/A
Wagner-Peyser: Employment Rate 2nd Quarter After Exit	65.39%	61.10%	107.02%
Wagner-Peyser: Median Earning 2nd Quarter After Exit	\$6,794.00	\$5,192.00	130.86%
Temporary Assistance for Needy Families (TANF): Caseload	1,000	600	166.67%
TANF: Entered Employment (Cumulative Goal of 40%)*	27.52%	26.27%	104.76%
Employment First (Arapahoe County): Caseload	1,587	1,440	113.34%
Employment First (Arapahoe County): Placements	639	600	110.71%
Employment First (Douglas County): Caseload	329	300	109.67%
Employment First (Douglas County): Placements	54	75	72.00%
Parents to Work: Caseload	159	125	127.20%
Parents to Work: Placements	40	63	64.00%

*For November 2019

Average Wages by Earnings Quintile

