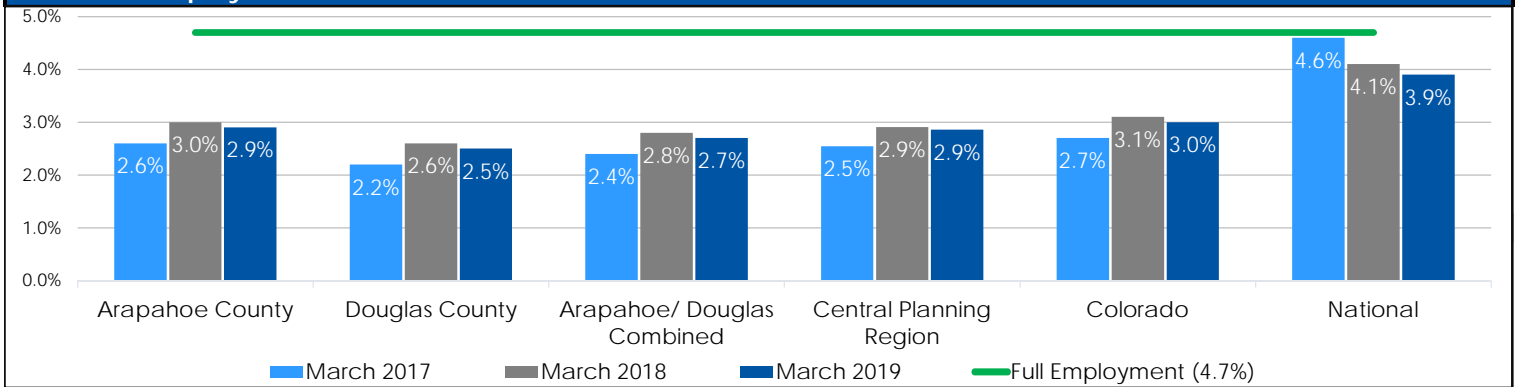


Annual Unemployment Rates

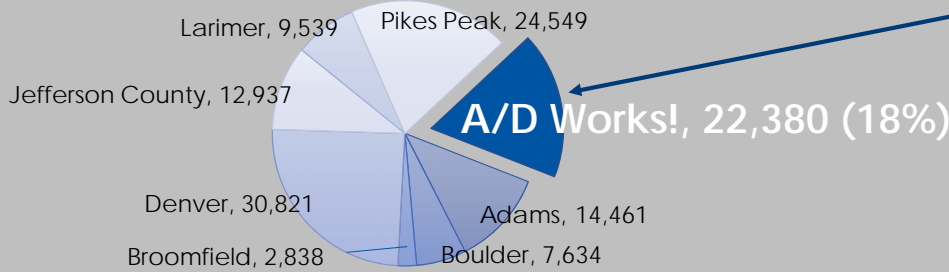


Labor Force and Unemployment Statistics (for March 2019)

	Labor Force	Employment	Unemployment
Arapahoe County	365,810	355,332	10,478
Douglas County	192,818	187,919	4,899
Arapahoe/Douglas Combined	558,628	543,251	15,377
Central Planning Region	2,391,633	2,321,469	70,164
Colorado	3,123,718	3,029,720	93,998
National	162,823,000	156,441,000	6,382,000

Source: Bureau of Labor Statistics (Not Seasonally Adjusted)

Connecting Colorado Job Seeker Registrations by Central Planning Region*



*Total: 125,159

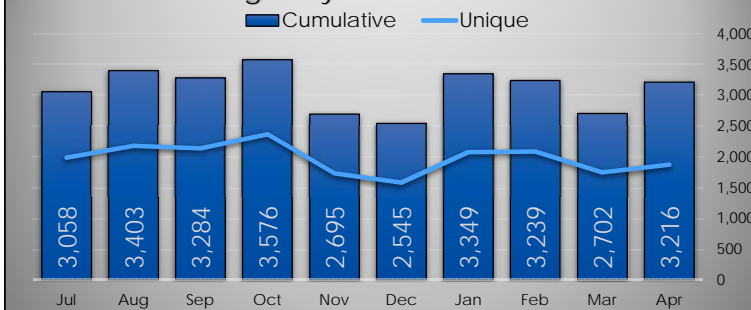
Job Seeker Breakdown by CUWA Region

Arapahoe	55.58%
Douglas	24.34%
Denver	7.63%
Adams	7.44%
Jefferson	2.40%
El Paso/Teller	0.72%
Boulder	0.22%
Larimer	0.20%
Weld	0.15%
Mesa	0.90%
Non-CUWA	0.42%

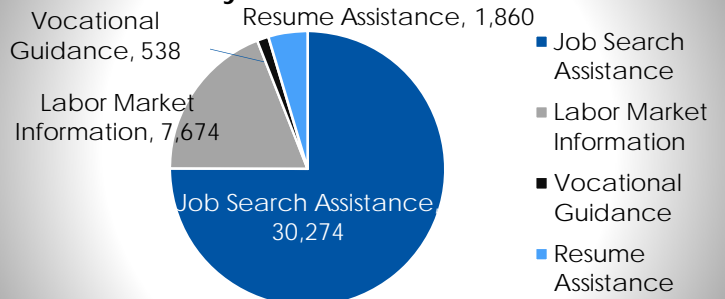
YTD Self-Reported Customer Demographics



PY18 Agency Workforce Volume*

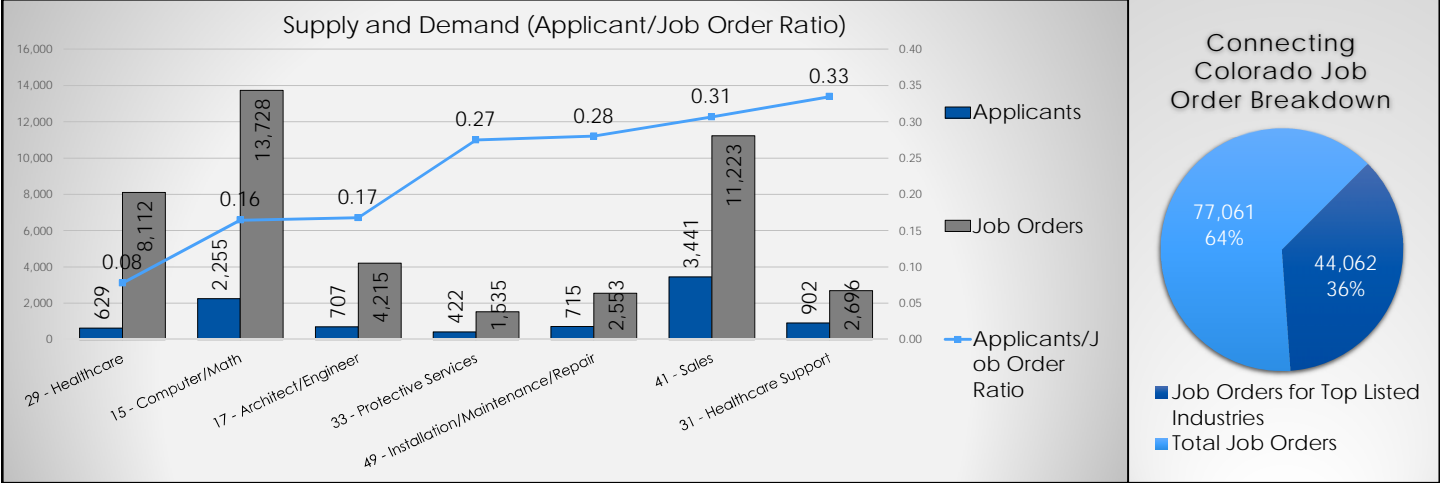


YTD Primary Career Services Provided

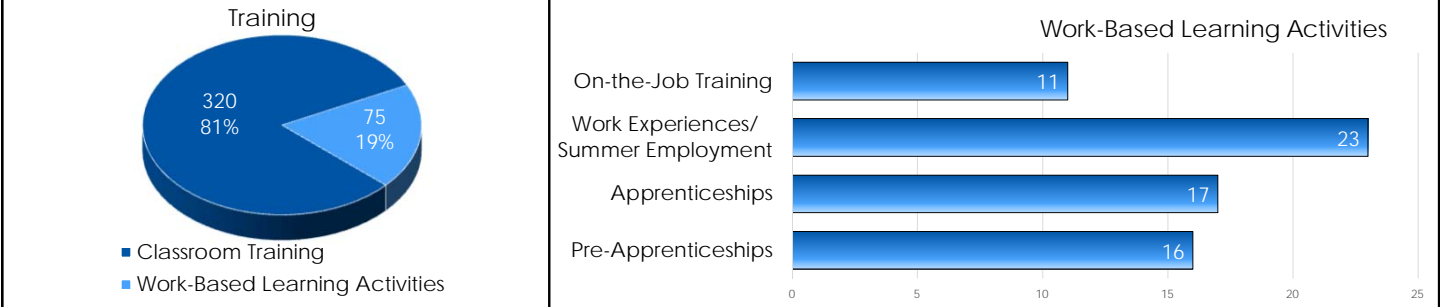


*Inclusive of all locations (Altura, Centennial, CentrePoint, and Littleton).

Job Orders (Business & Economic Development Services)



Training (Classroom Training & Work-Based Learning Activities)

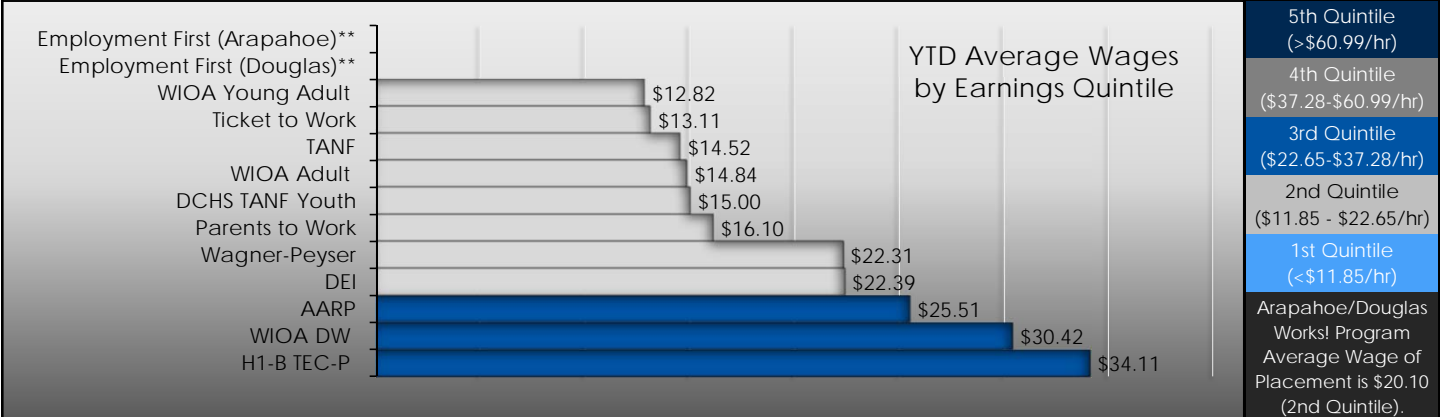


Performance Measures

Measure	Local Area Performance	Local Area Standard	Analysis
Adult: Employment Rate 2nd Quarter After Exit	83.64%	82.70%	101.13%
Adult: Median Earning 2nd Quarter After Exit	\$10,556.00	\$7,200.00	146.61%
Dislocated Worker: Employment Rate 2nd Quarter After Exit	76.99%	80.30%	95.88%
Dislocated Worker: Median Earning 2nd Quarter After Exit	\$13,372	\$8,913.00	150.03%
Youth & Young Adult: Employment Rate 2nd Quarter After Exit	80.88%	70.70%	114.40%
Youth & Young Adult: Median Earning 2nd Quarter After Exit	\$4,358.00	\$0.00	N/A
Wagner-Peyser: Employment Rate 2nd Quarter After Exit	65.62%	61.10%	107.40%
Wagner-Peyser: Median Earning 2nd Quarter After Exit	\$7,026.00	\$5,192.00	135.32%
Temporary Assistance for Needy Families: Caseload	1,544	996	155.02%
Temporary Assistance for Needy Families: Entered Employment	32.02%	35.00%	91.49%
Employment First (Arapahoe County)*: Caseload	<i>Pending</i>	6,000	<i>Pending</i>
Employment First (Arapahoe County)*: Placements	<i>Pending</i>	2,000	<i>Pending</i>
Employment First (Douglas County)*: Caseload	<i>Pending</i>	1,000	<i>Pending</i>
Employment First (Douglas County)*: Placements	<i>Pending</i>	250	<i>Pending</i>
Parents to Work: Caseload	133	208	64.10%
Parents to Work: Placements	123	104	118.55%

*Timeframe of Employment First Programs for Arapahoe and Douglas counties are from October 1 to October 31.

Average Wages by Earnings Quintile



**Employment First data pending state report results.