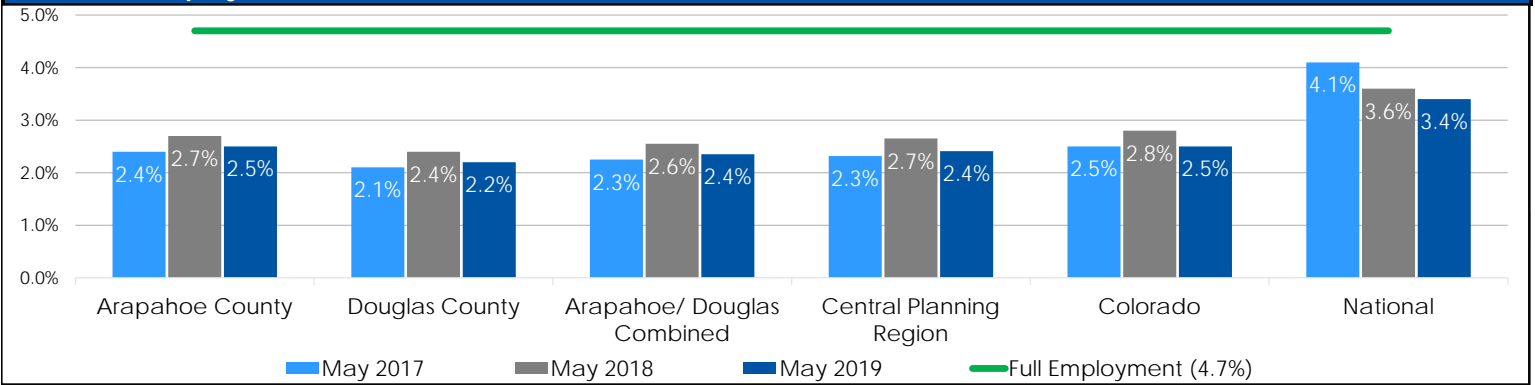


Annual Unemployment Rates

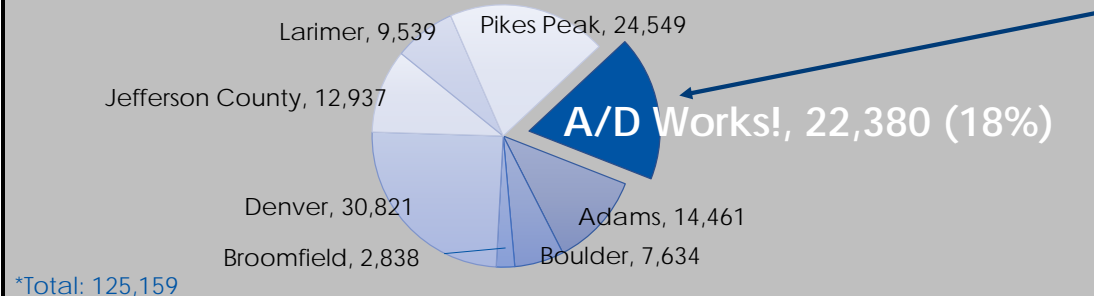


Labor Force and Unemployment Statistics (for April 2019)

	Labor Force	Employment	Unemployment
Arapahoe County	365,996	356,816	9,180
Douglas County	193,046	188,878	4,168
Arapahoe/Douglas Combined	559,042	545,694	13,348
Central Planning Region	2,396,989	2,338,011	58,978
Colorado	3,126,851	3,047,539	79,312
National	162,655,000	157,152,000	5,503,000

Source: Bureau of Labor Statistics (Not Seasonally Adjusted)

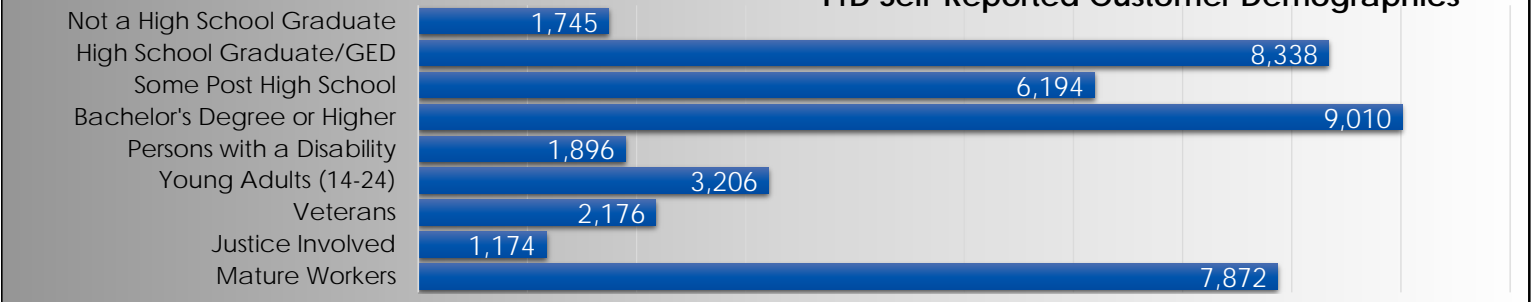
Connecting Colorado Job Seeker Registrations by Central Planning Region*



Job Seeker Breakdown by CUWA Region

Arapahoe	55.66%
Broomfield	24.00%
Denver	7.65%
Adams	7.55%
Jefferson	2.41%
El Paso/Teller	0.74%
Boulder	0.24%
Larimer	0.21%
Weld	0.18%
Mesa	0.09%
Non-CUWA	1.27%

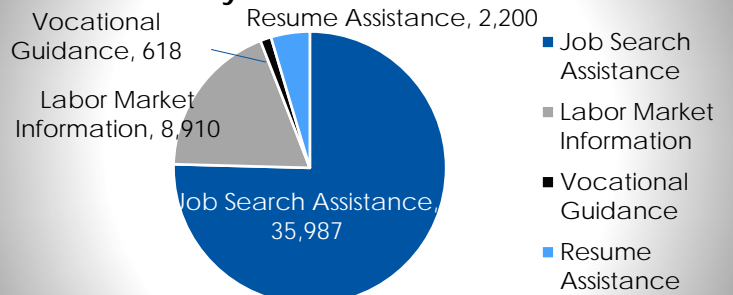
YTD Self-Reported Customer Demographics



PY18 Agency Workforce Volume*

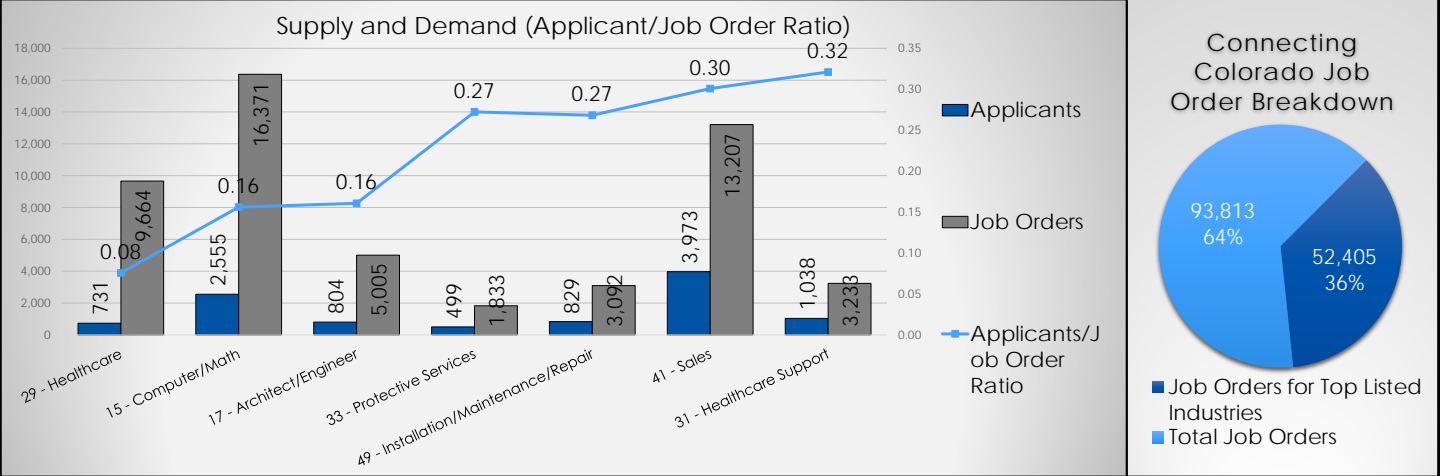


YTD Primary Career Services Provided

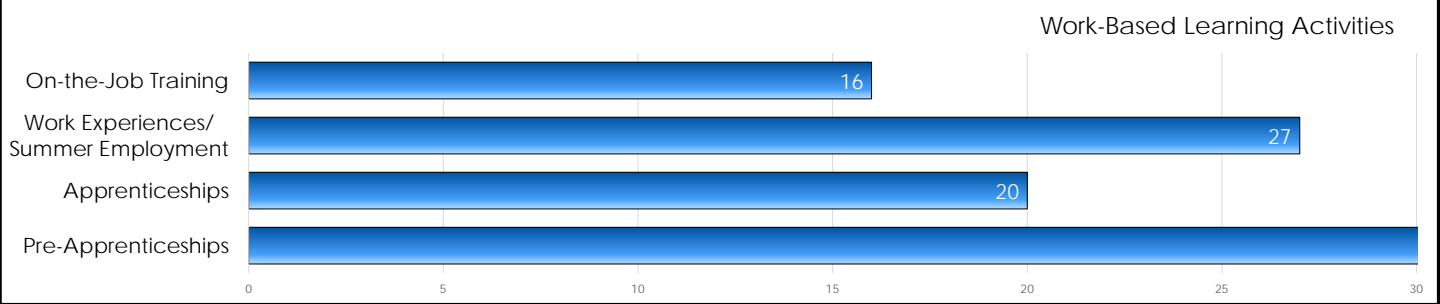


*Inclusive of all locations (Altura, Centennial, CentrePoint, and Littleton).

Job Orders (Business & Economic Development Services)



Training (Classroom Training & Work-Based Learning Activities)

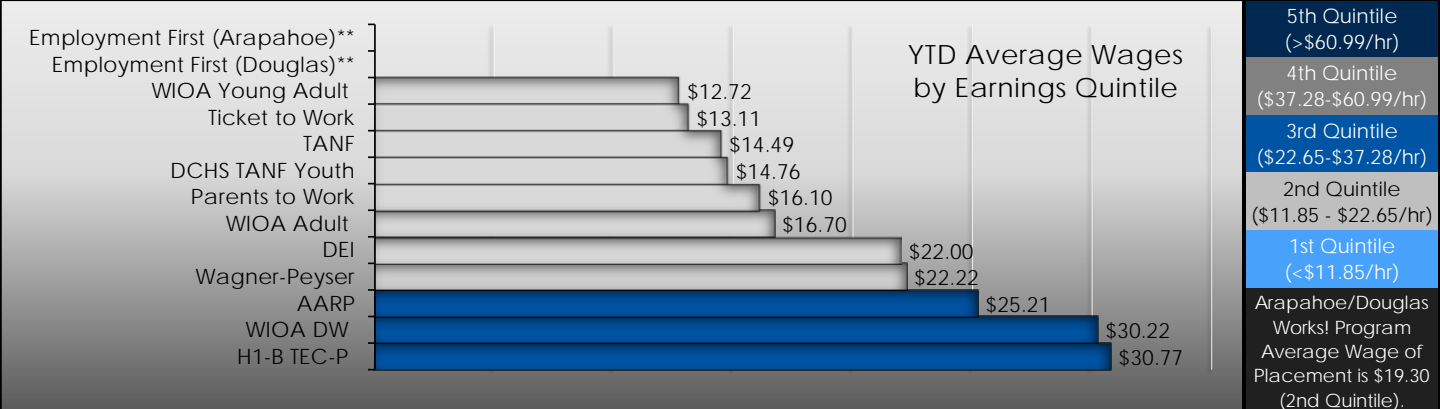


Performance Measures

Measure	Local Area Performance	Local Area Standard	Analysis
Adult: Employment Rate 2nd Quarter After Exit	82.58%	82.70%	99.86%
Adult: Median Earning 2nd Quarter After Exit	\$10,370.00	\$7,200.00	144.03%
Dislocated Worker: Employment Rate 2nd Quarter After Exit	77.27%	80.30%	96.23%
Dislocated Worker: Median Earning 2nd Quarter After Exit	\$12,086	\$8,913.00	135.60%
Youth & Young Adult: Employment Rate 2nd Quarter After Exit	79.31%	70.70%	112.18%
Youth & Young Adult: Median Earning 2nd Quarter After Exit	\$4,560.00	\$0.00	N/A
Wagner-Peyser: Employment Rate 2nd Quarter After Exit	64.56%	61.10%	105.66%
Wagner-Peyser: Median Earning 2nd Quarter After Exit	\$7,148.00	\$5,192.00	137.67%
Temporary Assistance for Needy Families: Caseload	1,786	1,200	148.83%
Temporary Assistance for Needy Families: Entered Employment	32.02%	35.00%	91.49%
Employment First (Arapahoe County)*: Caseload	Pending	9,000	Pending
Employment First (Arapahoe County)*: Placements	Pending	3,000	Pending
Employment First (Douglas County)*: Caseload	Pending	2,000	Pending
Employment First (Douglas County)*: Placements	Pending	375	Pending
Parents to Work: Caseload	244	250	97.60%
Parents to Work: Placements	147	125	117.60%

*Timeframe of Employment First Programs for Arapahoe and Douglas counties are from October 1 to October 31.

Average Wages by Earnings Quintile



**Employment First data pending state report results.