



**YEAR-TO-DATE (YTD) REFERRALS/CASELOAD**

**109**

Referrals<sup>1</sup>

**100%**

Referrals Contacted by ADW!<sup>2</sup>

**64**

Attended Orientation

**59%**

Show Rate



**619**

Caseload<sup>3</sup>

YTD Goal: 256  
% of YTD Goal: 242%  
PY Goal: 1,600

**BUDGET/SPENDING PROGRESS**

Total Budget: \$2,714,000.00

■ Spent ■ Remaining

Arapahoe County Human Services  
Budget Tracker  
(July 01, 2023 - July 31, 2023)

(3%) \$85,235.10

(97%) \$2,664,764.90

Administrative Services' Fiscal Report  
(July 01, 2023 - July 31, 2023)

(3%) \$85,235.20

(97%) \$2,628,764.80

Transportation  
Top Supportive Services  
Provided

\$137.70

Average Cost to Serve TANF  
Customer<sup>4</sup>

**PROGRAM RESULTS**

**5.88%**

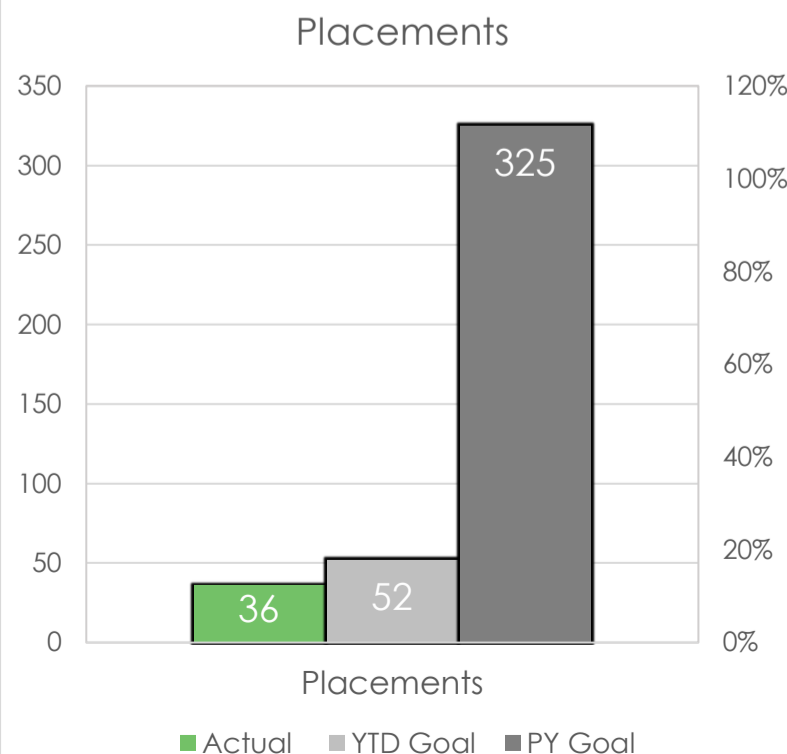
Entered Employment<sup>5</sup>  
Arapahoe County  
State Goal: 8.25%

**28.57%**

Workforce Participation Rate<sup>6</sup>  
Arapahoe County  
State Goal: 20%

**28.57%**

Workforce Participation Rate<sup>7</sup>  
Arapahoe/Douglas Works!  
State Goal: 20%



**36**

Average Days Until Placement  
PY Goal: 90 Days

**\$19.74**

Average Wage of Placement<sup>8</sup>  
PY Goal: \$16.00/hr

**Customer Service**

Top Industry of Placement<sup>6</sup>  
2nd: Healthcare  
3rd: Government

## PROGRAM HIGHLIGHTS

During July and August, 16 of the 36 Colorado Works! participants who started employment during those months are earning \$20 per hour or more, with two participants earning over \$31 per hour!

## ECONOMIC IMPACT & RETURN ON INVESTMENT (ROI)

\$219,456

Tax Savings as a Result of TANF Placements<sup>9</sup>

\$1,478,131

Aggregate New Worker Earnings from Placements<sup>10</sup>



\$1,697,587

Total Benefit (Economic Impact)<sup>11</sup>

## SUCCESS STORIES

Thomas was unemployed. He found it difficult to obtain employment due to his criminal background and when employers ran his background check, he would be declined from employment offers that were contingent on a background check. He was on probation and went into a 28 day Inpatient Service Center through his Probation Officer. He was provided Case Management, Supportive Services, an appointment with a Career Advisor to explore career options that were more background friendly. He also attended AD Works! workshops to enhance employment skills while he continued his job search. He completed his probation and also successfully completed rehab as of December 2022. With the CW program's help, he accomplished his goal of having his CDL reinstated and he is now a full-time employee with U.S Foods and is earning \$32.50 an hour as a driver.

## NOTES/SOURCES

<sup>1</sup> Monthly Report Card

<sup>2</sup> TextPRO/Human Services Referral Spreadsheet

<sup>3</sup> ADW! Program Dashboard

<sup>4</sup> Administrative Services' Fiscal Report

<sup>5</sup> CBMS

<sup>6</sup> EDB WPR - All Families - Sample

<sup>7</sup> Colorado Works Program Staff

<sup>8</sup> Industry Tracking Sheet

<sup>9</sup> Average Annual Payment\* multiplied by YTD Placements

\*Average for a family of 3 per Center on Budget and Policy Priorities

<sup>10</sup> Sum total of Tax Savings as a Result of Program Placements

<sup>11</sup> Total Benefit (Economic Impact) divided by the YTD amount spent per the Administrative Services' Fiscal Report

## YEAR-TO-DATE (YTD) REFERRALS/CASELOAD

**35**  
Referrals<sup>1</sup>

**15**  
Enrollments<sup>2</sup>

**57%**  
Orientation Show Rate

**75%**  
Program Participation Rate



**119**

Year-to-Date (YTD) Caseload<sup>3</sup>

YTD Goal: 32  
% of YTD Goal: 372%  
PY Goal: 200

## BUDGET/SPENDING PROGRESS

Total Budget: \$600,000.00

■ Expended ■ Remaining

Arapahoe County Human Services Budget Tracker  
(July 01, 2023 - July 31, 2023)

(2%) \$14,686.82

(98%) \$585,313.18

Administrative Services' Fiscal Report  
(July 01, 2023 - July 31, 2023)

(2%) \$14,686.82

(98%) \$585,313.18

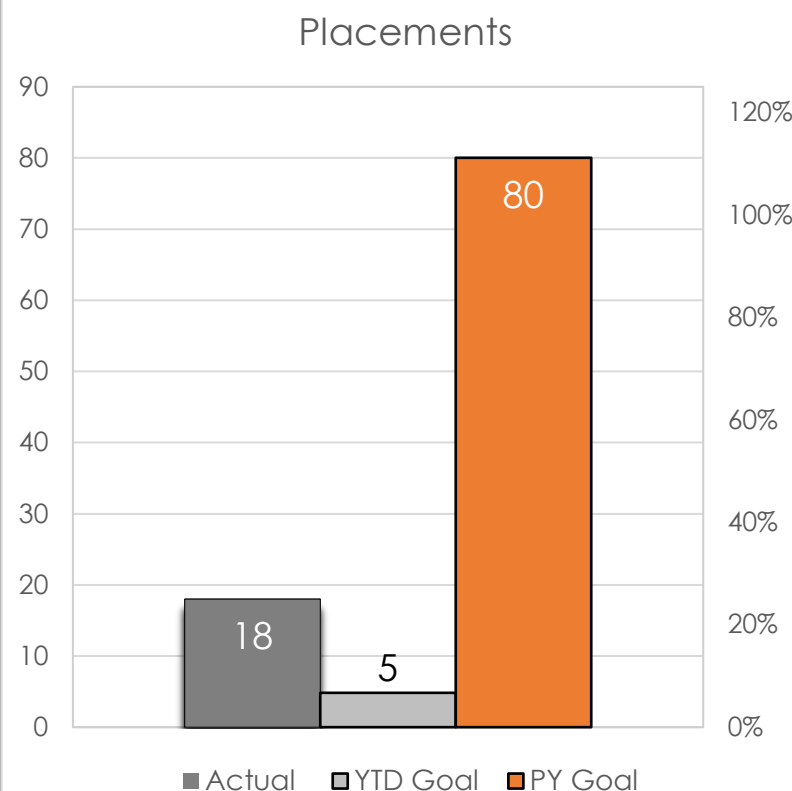
DL Reinstatement  
Top Supportive Services  
Provided

## PROGRAM RESULTS

**15**  
Positive Program Exitors  
PY Goal: 70

**1**  
Neutral Program Exitors  
PY Goal: 10

**375%**  
% of Employment  
Goal



**79**  
Average Days Until Placement<sup>6</sup>  
PY Goal: 90 Days

**\$23.79**  
Average Wage of Placement<sup>6</sup>  
PY Goal: \$15.00/hr

**Transportation**  
Top Occupation of Placement<sup>6</sup>  
2nd: Office & Administrative

## PROGRAM HIGHLIGHTS

On Wednesday, August 2, 2023, the Parents to Work program hosted its annual Accomplishment Ceremony. The event was an opportunity for customers and their families to come together and celebrate their successes. Seven (7) customers and their families were in attendance. The event featured a keynote address from Dr. Mordecai Brownlee, President of the Community College of Aurora, a certificate ceremony, and speeches from Arapahoe County Commissioner Carrie Warren-Gully, program staff, and participants.

Accomplishments celebrated during the event included graduation from the Parents to Work program, completion of training (such as the ACC Virtual Work Readiness Program), and attainment of a certificate or credential (e.g., forklift certificate, CDL-A licensure, and Insurance Licensure).

Congratulations to all PTW customers recognized during the event!

## ECONOMIC IMPACT & RETURN ON INVESTMENT (ROI)



# \$57,096

Aggregate New Worker Earnings from Placements<sup>7</sup>

## SUCCESS STORIES

A customer entered the program in December 2021 searching for new employment opportunity. This customer was living off unemployment and was in need of finding a new career pathway to support himself. This customer expressed the desire to pursue an entrepreneurial pathway of owning and operating a food truck. He has always loved to cook and work in a kitchen, but due to COVID-19, the food industry business was struggling and this customer lacked the knowledge on how to run a business.

Upon entering the program, this customer was assisted with finding employment in the service industry and is now able to follow his passion. He was also working on gaining custody of his child. By being able to maintain employment and meet his child support obligations for several consecutive months, not only was he able to contribute \$4,493.36 in child support payments, but recently also gained custody of his child. This resulted in closure of his child support case and therefore early graduation from Parents to Work program.

Congratulations to this customer on a job well done and his dedication to being an involved and loving parent for his child.

## NOTES/SOURCES

<sup>1</sup> Referral Tracking Spreadsheet

<sup>2</sup> Connecting Colorado Activity Summary Report

<sup>3</sup> ADW! Program Dashboard

<sup>4</sup> Connecting Colorado Class & Services List Report


<sup>5</sup> Administrative Services' Fiscal Report

<sup>6</sup> Connecting Colorado Client Query Report

<sup>7</sup> Average Wage of Placement multiplied by number of placements

<sup>8</sup> Cost/Benefit Ratio (ROI) is calculated by dividing the new aggregate worker earnings by the YTD budget spent

# SUPPLEMENTAL NUTRITION ASSISTANCE PROGRAM



ARAPAHOE COUNTY

Arapahoe County

Arapahoe/Douglas Works! (ADW!)

Fiscal Year (October 1, 2022 - September 30, 2023)

August Report (92% into PY/8% Remaining)

## YEAR-TO-DATE (YTD) REFERRALS/CASELOAD

1,477  
Referrals<sup>1</sup>

100%  
Referrals Contacted by ADW!<sup>2</sup>

754  
Attended Orientation<sup>2</sup>

51%  
Show Rate



2,104

Year-to-Date (YTD) Caseload<sup>2</sup>

YTD Goal: 920  
% of YTD Goal: 229%  
FY Goal: 1,000

## BUDGET/SPENDING PROGRESS

Total Budget: \$1,160,334.44

■ Spent ■ Remaining

Arapahoe County Human Services Budget Tracker  
(October 1, 2022 - July 31, 2023)

(71%) \$825,240.49

(29%) \$335,093.95

Administrative Services' Fiscal Report  
(October 1, 2022 - July 31, 2023)

(73%) \$844,297.85

(27%) \$316,036.59

## PROGRAM RESULTS

2,150

Supportive Services  
Approved YTD

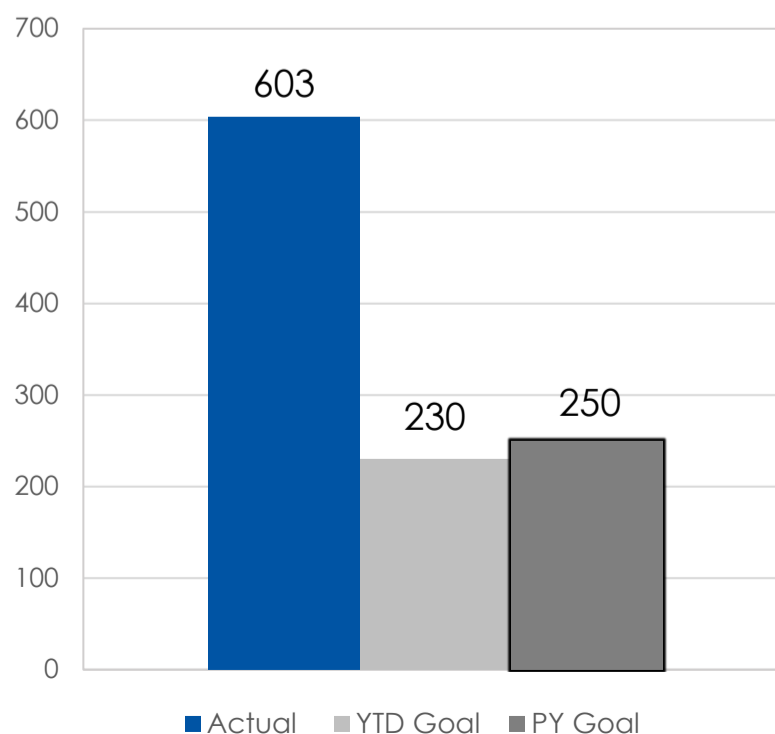
17

Training & Work-Based Learning  
(WBL) Experiences Approved YTD

Transportation

Top Supportive Services<sup>4</sup>  
2nd: Hygiene  
3rd: Clothing

Placements



2,104

Work Activity Participation<sup>3</sup>  
PY Goal: 570

\$19.87

Average Wage of Placement<sup>5</sup>  
PY Goal: \$12.50/hr

Retail

Top Industry of Placement  
2nd: Construction  
3rd: Transportation

## PROGRAM HIGHLIGHTS

The Employment First team is working with the business services department to ramp up its Workfare Program again! With the end of the ABAWD (Able-Bodied Adults Without Dependents) waiver, ABAWD's will be required to complete volunteer or work hours in order to remain eligible for their SNAP benefits. The Workfare Program through Employment First will help place individuals at volunteer opportunities throughout the county so that they may obtain the hours they need to remain eligible for their benefits. Please feel free to reach out to our team if you have an locations that you know are looking for volunteers!

## ECONOMIC IMPACT & RETURN ON INVESTMENT (ROI)

**\$918,972**

Tax Savings as a Result of SNAP Placements<sup>6</sup>

**\$24,921,749**

Aggregate New Worker Earnings from Placements<sup>7</sup>



**\$25,840,721**

Total Benefit (Economic Impact)<sup>8</sup>

## SUCCESS STORIES

Abdullah was a voluntary participant with Employment First (EF) for three brief months. Abdullah came to EF as a refugee from Abu Dhabi. He had a bachelor's degree in computer science. Abdullah needed help paying for a new laptop and computer software. He wanted to do self-study for an IT certification. EF was able assist Abdullah with the funds he needed to complete his IT certification.

He has since completed the IT certification and was offered a job in the industry. Abdullah case closed for being over income. He was also able to get legal help from Asian Pacific to start the process of getting his wife and children to America!

## NOTES/SOURCES

<sup>1</sup> Referral Tracking Spreadsheet

<sup>2</sup> ADW! Program Dashboard

<sup>3</sup> Activity Tracking Sheet

<sup>4</sup> Administrative Services' Fiscal Report

<sup>5</sup> CDHS EF Employment Report

<sup>6</sup> Average Annual Payment\* multiplied by YTD Placements

\*Provided by Center on Budget and Policy Priorities

<sup>7</sup> Sum total of Tax Savings as a Result of Program Placements

<sup>8</sup> "Total Benefit (Economic Impact)" divided by the YTD amount spent per the Administrative Services' Fiscal Report

# SUPPLEMENTAL NUTRITION ASSISTANCE PROGRAM



Douglas County

Arapahoe/Douglas Works! (ADW!)  
Fiscal Year (October 1, 2022 - September 30, 2023)  
August Report (92% into PY/8% Remaining)

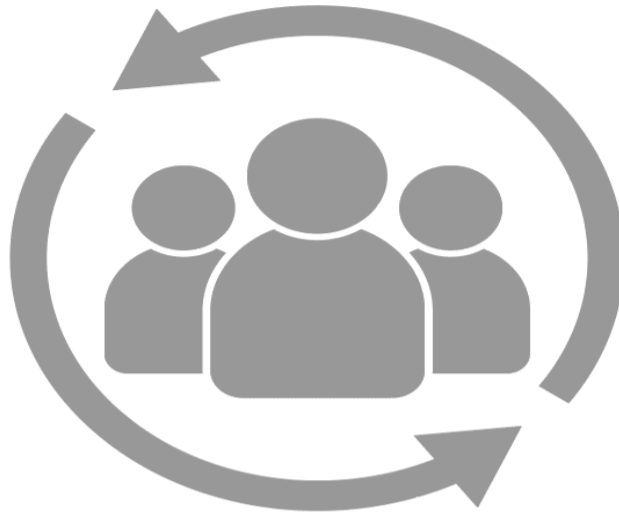
## YEAR-TO-DATE (YTD) REFERRALS/CASELOAD

81

Attended Orientation<sup>2</sup>

100%

Referrals Contacted by ADW!<sup>2</sup>



364

Year-to-Date (YTD) Caseload<sup>2</sup>

YTD Goal:	230
% of YTD Goal:	158%
FY Goal:	250

## BUDGET/SPENDING PROGRESS

Total Budget: \$122,364.92

■ Spent ■ Remaining

Administrative Services' Fiscal Report  
(October 1, 2022 - July 31, 2023)

(57%) \$69,965.91

(43%) \$52,399.01

## PROGRAM RESULTS

380

Supportive Services  
Approved YTD

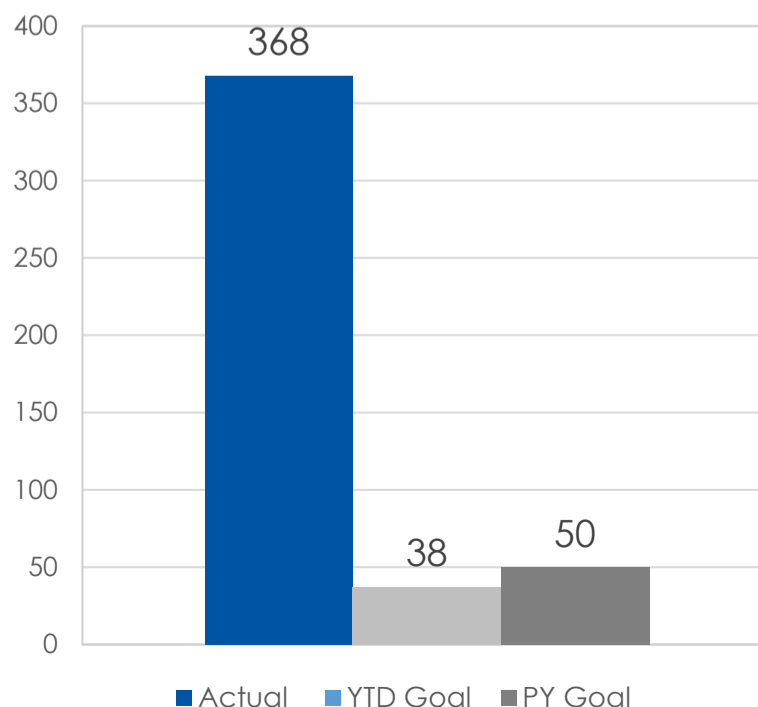
9

Training & Work-Based Learning  
(WBL) Experiences Approved YTD

Transportation

Top Supportive Services<sup>4</sup>  
2nd: Hygiene  
3rd: Auto Repairs

Placements



364

Work Activity Participation<sup>3</sup>  
PY Goal: 200

\$17.68

Average Wage of Placement<sup>5</sup>  
PY Goal: \$12.50/hr

Transportation

Top Industry of Placement  
2nd: Retail  
3rd: Finance

## PROGRAM HIGHLIGHTS

The Employment First team is working with the business services department to ramp up its Workfare Program again! With the end of the ABAWD(Able-Bodied Adults Without Dependents) waiver, ABAWD's will be required to complete volunteer or work hours in order to remain eligible for their SNAP benefits.

The Workfare Program through Employment First will help place individuals at volunteer opportunities throughout the county so that they may obtain the hours they need to remain eligible for their benefits.

Please feel free to reach out to our team if you have an locations that you know are looking for volunteers!

## ECONOMIC IMPACT & RETURN ON INVESTMENT (ROI)

\$560,832

Tax Savings as a Result of SNAP Placements<sup>6</sup>

\$13,532,979

Aggregate New Worker Earnings from Placements<sup>7</sup>



\$14,093,811

Total Benefit (Economic Impact)<sup>8</sup>

## SUCCESS STORIES

Tyra was referred to Employment First after she was no longer eligible for Colorado Works. She was working on gaining a certification in Data Analytics through Grow with Google when she transitioned to Employment First. Tyra was also working full time, but not able to cover her basic needs with her income. She needed support with finding full-time work at a higher wage that would allow her to cover her household expenses and work with her daughter's childcare schedule.

Tyra was connected with a scholarship program that allowed her to continue her participation with Grow with Google towards her certification. She was also provided with resources for resume building and job opportunities. She received support with clothing for interviews, transportation, and connection to resources like Affordable Connectivity Pro. Tyra was able to complete her certification with Grow with Google and recently gained full-time work at a permanent position making \$22.50/hour!

Tyra in her final month of job retention and is receiving the tools she needs to work successfully in a hybrid schedule!

## NOTES/SOURCES

<sup>1</sup> Referral Tracking Spreadsheet

<sup>2</sup> ADW! Program Dashboard

<sup>3</sup> Activity Tracking Sheet

<sup>4</sup> Administrative Services' Fiscal Report

<sup>5</sup> CDHS EF Employment Report

<sup>6</sup> Average Annual Payment\* multiplied by YTD Placements

\*Provided by Center on Budget and Policy Priorities

<sup>7</sup> Sum total of Tax Savings as a Result of SNAP Placements and Placements

<sup>8</sup> "Total Benefit (Economic Impact)" divided by the YTD amount spent per the Administrative Services' Fiscal Report



**YEAR-TO-DATE (YTD) REFERRALS/CASELOAD**

**6**  
 Referrals<sup>1</sup>

**2**  
 New Enrollments<sup>2</sup>



**10**

Year-to-Date (YTD) Caseload<sup>2</sup>

YTD Goal: 2  
 % of YTD Goal: 667%  
 PY Goal: 25

**BUDGET/SPENDING PROGRESS<sup>3</sup>**

Total Budget: \$120,000.00

■ Spent ■ Remaining

Administrative Services' Fiscal Report  
 (July 01, 2023 - July 31, 2023)

(1%) 1,797.75

(99%) \$118,202.25

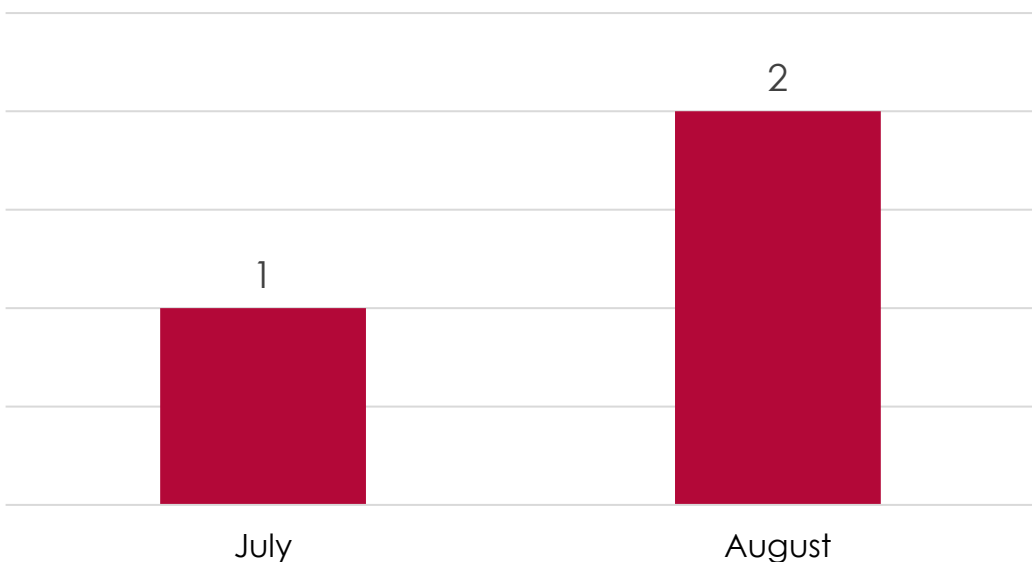
Transportation  
 Top Supportive Services  
 Provided

\$179.78

Average Cost to Serve DCHS  
 Youth Initiative Customer<sup>4</sup>

**PROGRAM RESULTS**

**Placements**



**100%**

Customer Contact  
 PY Goal: 100%

**\$19.50**

Average Wage of Placement<sup>6</sup>  
 PY Goal: \$13.50/hr

**Food Service**

Top Industry  
 of Placement

## PROGRAM HIGHLIGHTS

The Douglas County Youth Employment Program welcomed a new Workforce Specialist, Angela Raval, to the team! Angela has extensive experience working with young adults and will be an excellent support to DCYEP youth customers!

## ECONOMIC IMPACT & RETURN ON INVESTMENT (ROI)



# \$121,680

Aggregate New Worker Earnings from Placements<sup>7</sup>

## SUCCESS STORIES

Lisa had difficulties completing high school, but ultimately earned her GED. As she looked for employment, she struggled with job search and knowing how to apply for jobs. Lisa was able to gain part-time employment at Costco through the Douglas County Youth Employment Program (DCYEP); however, she still needed support with job retention as she worked and pursued a tattoo apprenticeship. Lisa's Workforce Specialist provided job search support and resume help to aid in her gaining employment. DCYEP also provided transportation gas vouchers to assist Lisa in commuting to work. Lisa earned monetary incentives for her consistent program participation as well.

Due to Lisa's hard work, she recently earned a substantial raise at her current job. She is now earning \$17.78 per hour and states that she really enjoys her job. Even though Lisa continues to work for a tattoo apprenticeship, the experience she is gaining at Costco will help support her and her family financially in the meantime.

Lisa is on a path to gain work experience and become self-sufficient!

## NOTES/SOURCES

<sup>1</sup> Referral Tracking Spreadsheet

<sup>2</sup> Connecting Colorado Activity Summary Report

<sup>3</sup> Administrative Services' Fiscal Report

<sup>4</sup> Program Dashboard

<sup>5</sup> Connecting Colorado Class & Services List Report

<sup>6</sup> Connecting Colorado Client Query Report

<sup>7</sup> Average Wage of Placement multiplied by number of placements

<sup>8</sup> Cost/Benefit Ratio (ROI) is calculated by dividing the new aggregate worker earnings by the YTD budget spent