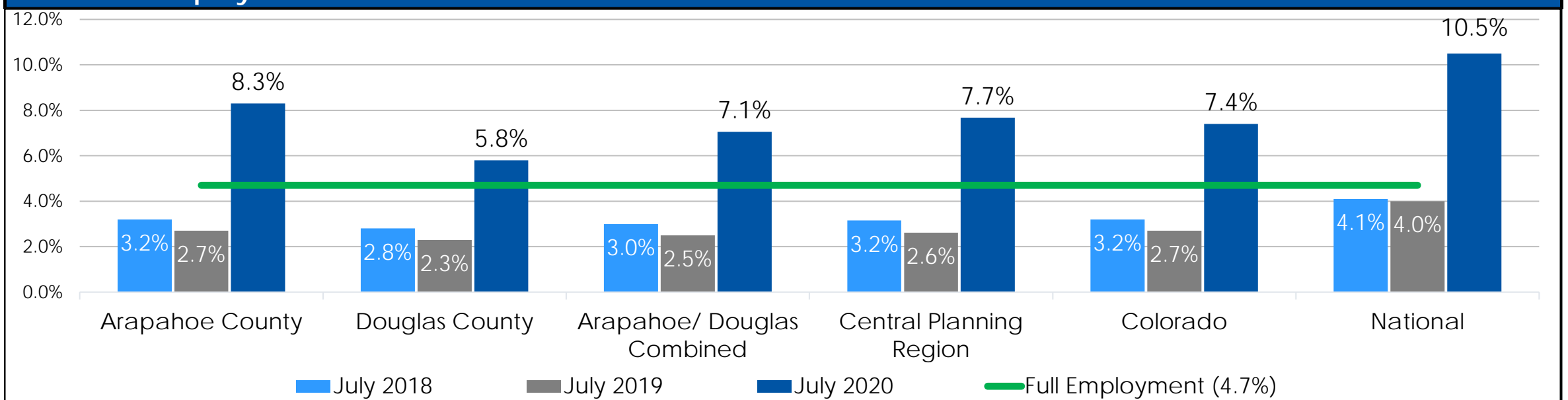


Annual Unemployment Rates

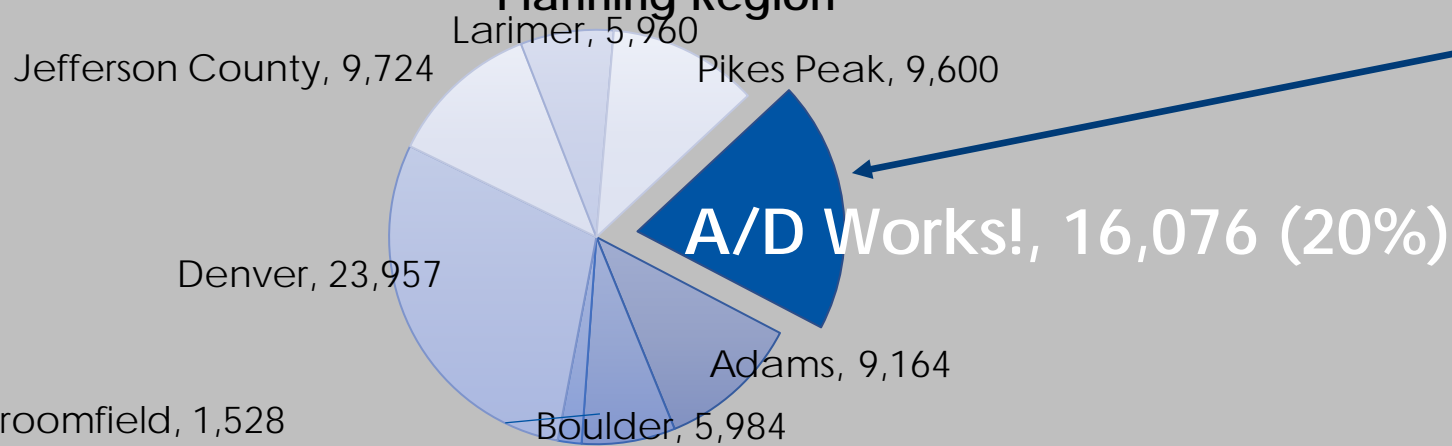


Labor Force and Unemployment Statistics (for July 2020)

| | Labor Force | Employment | Unemployment |
|---------------------------|-------------|-------------|--------------|
| Arapahoe County | 369,998 | 339,346 | 30,652 |
| Douglas County | 192,298 | 181,204 | 11,094 |
| Arapahoe/Douglas Combined | 562,296 | 520,550 | 41,746 |
| Central Planning Region | 2,394,146 | 2,214,962 | 179,184 |
| Colorado | 3,105,010 | 2,874,675 | 230,335 |
| National | 161,374,000 | 144,492,000 | 16,882,000 |

Source: Bureau of Labor Statistics (Not Seasonally Adjusted)

Connecting Colorado Job Seeker Registrations by Central Planning Region*

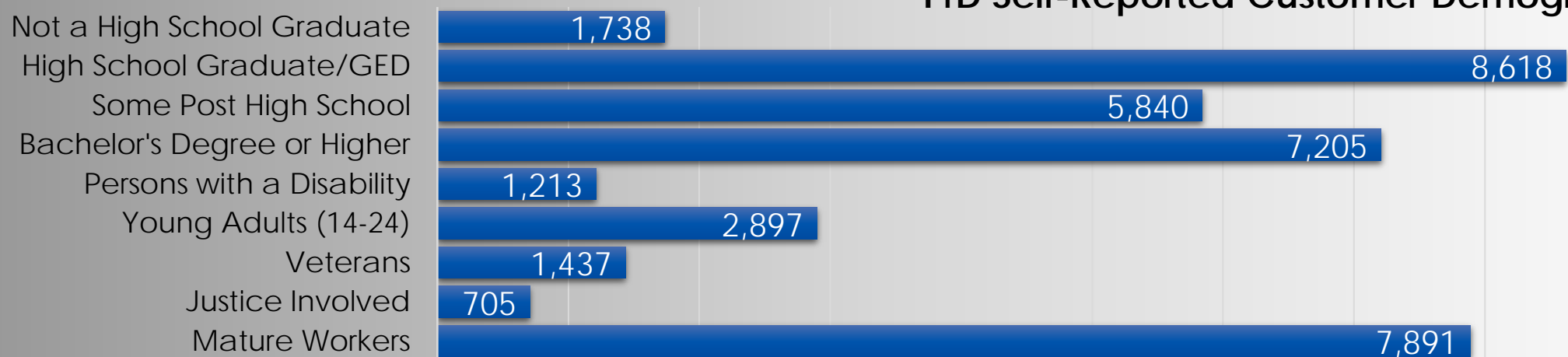


Job Seeker Breakdown by CUWA Region

| | |
|----------------|--------|
| Arapahoe | 60.72% |
| Douglas | 24.72% |
| Adams | 6.16% |
| Denver | 5.44% |
| Jefferson | 1.56% |
| El Paso/Teller | 0.29% |
| Weld | 0.13% |
| Larimer | 0.11% |
| Boulder | 0.06% |
| Mesa | 0.03% |
| Non-CUWA | 0.78% |

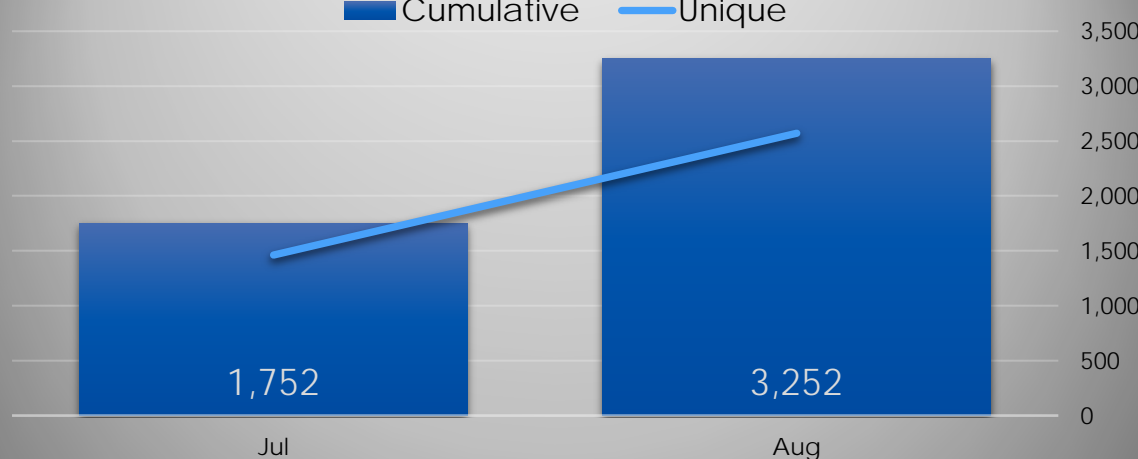
*Total: 81,993

YTD Self-Reported Customer Demographics

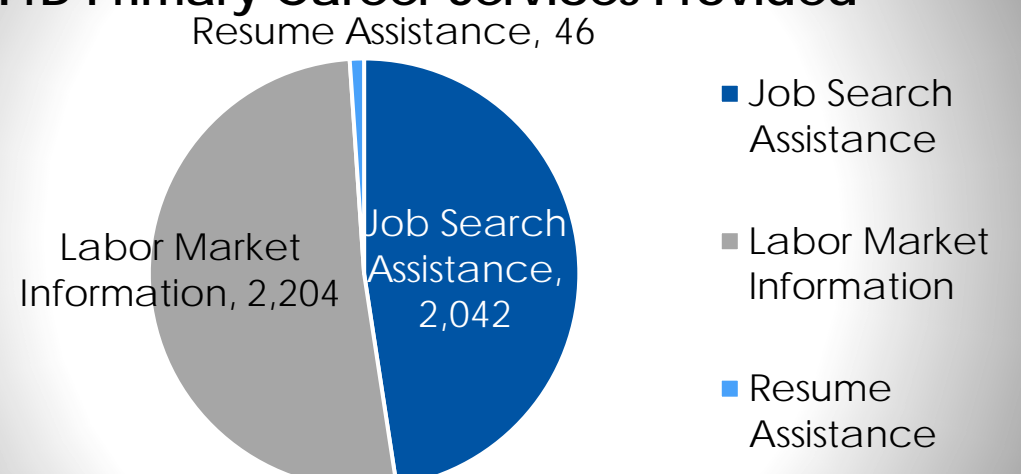


Agency Workforce Volume*

Cumulative Unique

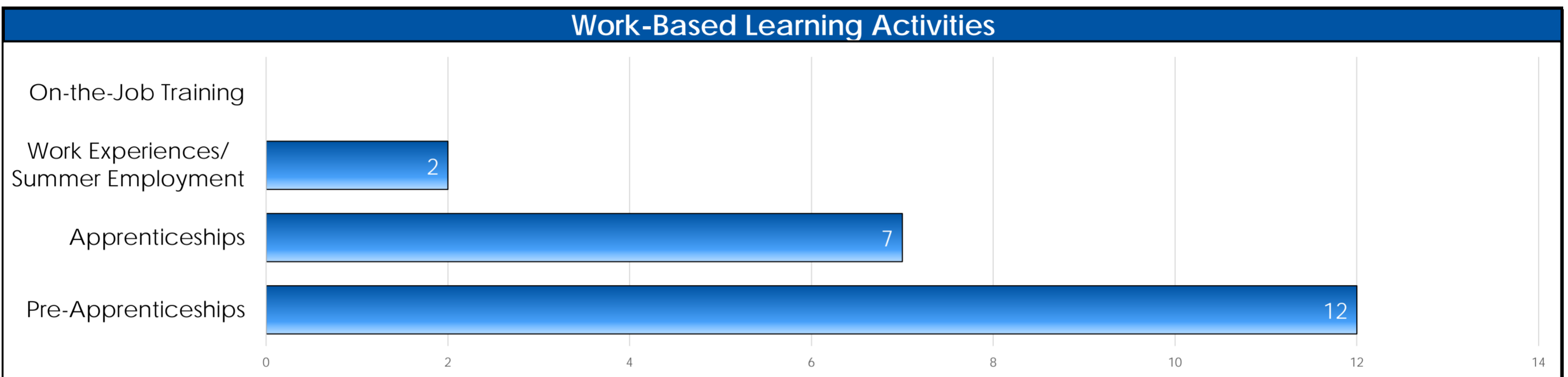
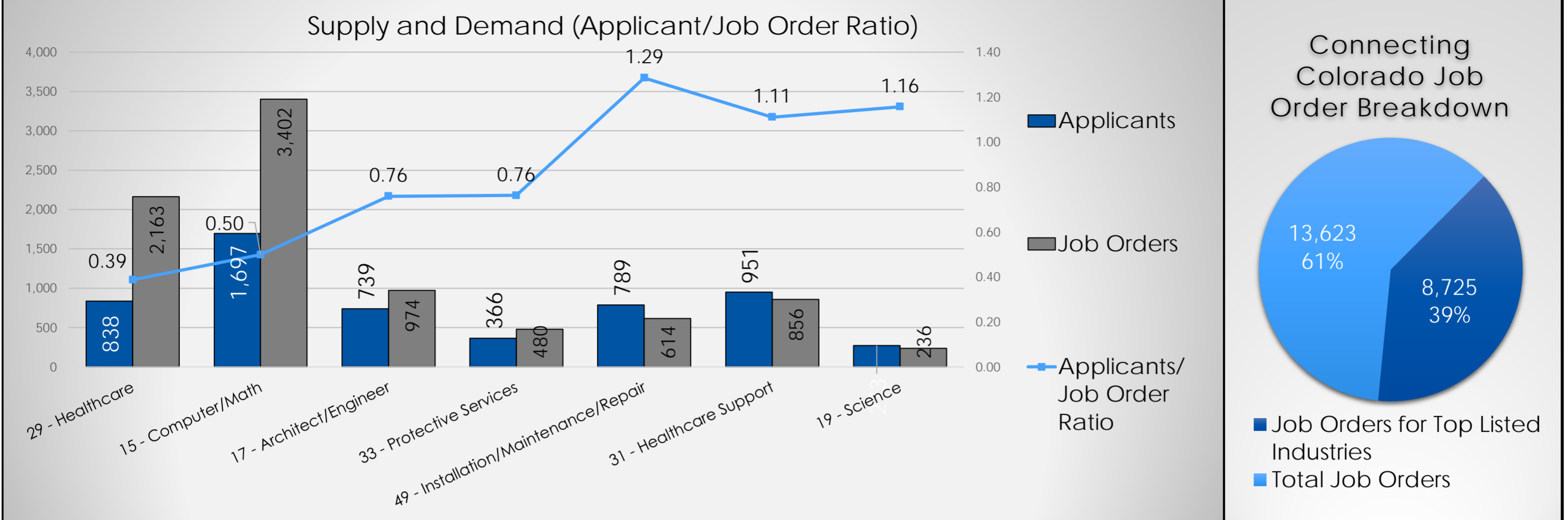


YTD Primary Career Services Provided



*Inclusive of all locations (Altura, Centennial, CentrePoint, and Littleton).

Job Orders (Business & Economic Development Services)



Performance Measures

| Measure | Local Area Performance | Local Area Standard | Analysis |
|---|------------------------|---------------------|----------------|
| Adult: Employment Rate 2nd Quarter After Exit | <i>pending</i> | 82.70% | <i>pending</i> |
| Adult: Median Earning 2nd Quarter After Exit | <i>pending</i> | \$7,200.00 | <i>pending</i> |
| Dislocated Worker: Employment Rate 2nd Quarter After Exit | <i>pending</i> | 80.30% | <i>pending</i> |
| Dislocated Worker: Median Earning 2nd Quarter After Exit | <i>pending</i> | \$8,913.00 | <i>pending</i> |
| Youth & Young Adult: Employment Rate 2nd Quarter After Exit | <i>pending</i> | 70.70% | <i>pending</i> |
| Youth & Young Adult: Median Earning 2nd Quarter After Exit | <i>pending</i> | \$0.00 | N/A |
| Wagner-Peyser: Employment Rate 2nd Quarter After Exit | 65.39% | 61.10% | 107.02% |
| Wagner-Peyser: Median Earning 2nd Quarter After Exit | \$6,791.00 | \$5,192.00 | 130.80% |
| Temporary Assistance for Needy Families (TANF): Caseload* | 847 | 192 | 441.15% |
| TANF: Entered Employment (Cumulative Goal of 40%)* | 4.54% | 6.79% | 66.86% |
| Employment First (Arapahoe County): Caseload* | 149 | 461 | 113.34% |
| Employment First (Arapahoe County): Placements* | 115 | 192 | 110.71% |
| Employment First (Douglas County): Caseload* | 15 | 96 | 15.63% |
| Employment First (Douglas County): Placements* | 13 | 24 | 54.17% |
| Parents to Work: Caseload | 116 | 40 | 290.00% |
| Parents to Work: Placements | 17 | 20 | 85.00% |

*For July 2020

