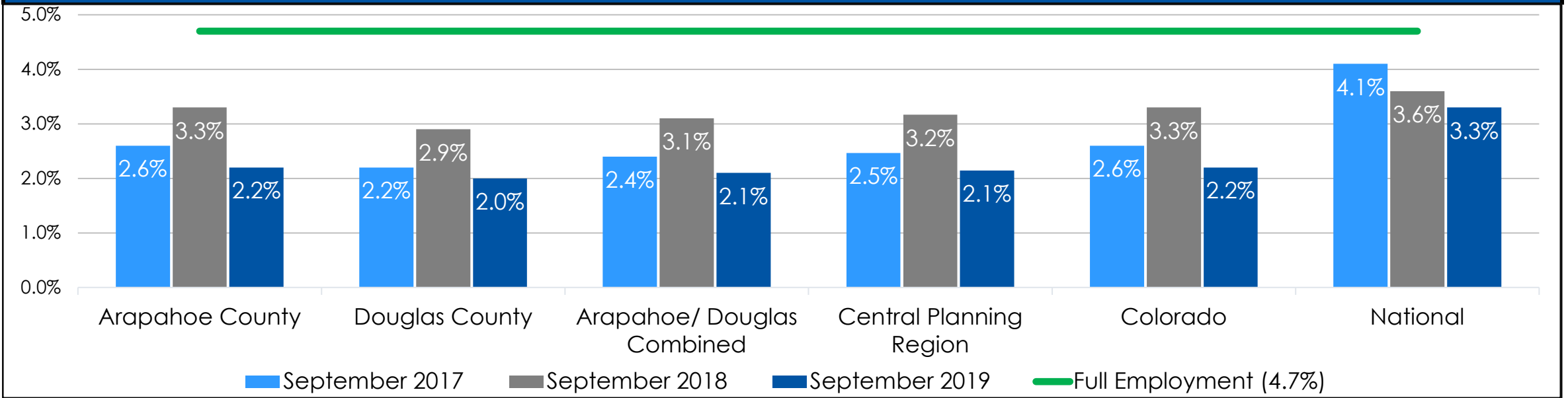


Annual Unemployment Rates

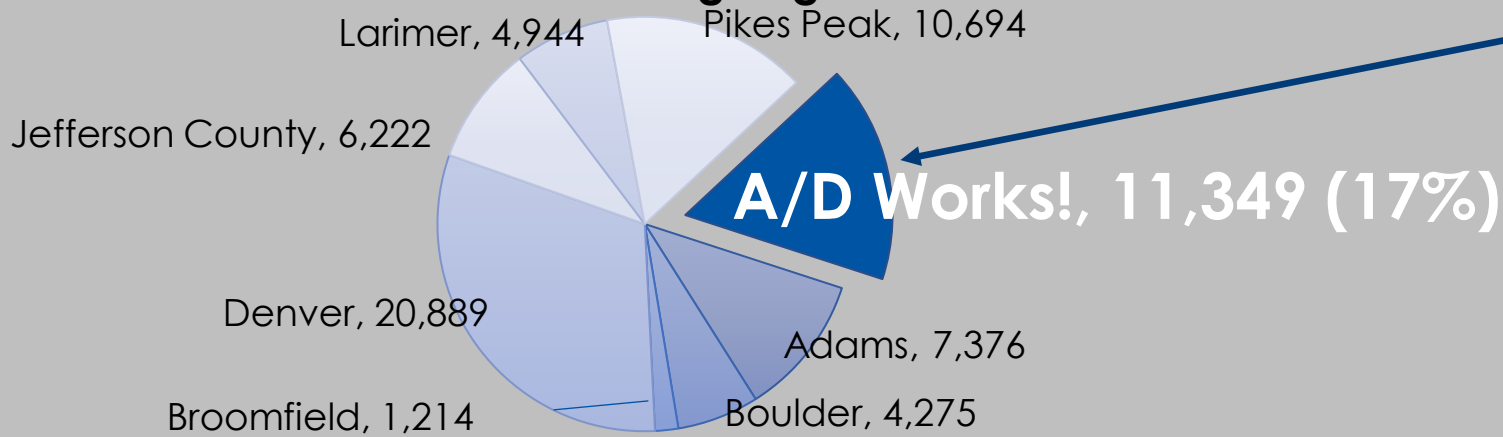


Labor Force and Unemployment Statistics (for August 2019)

	Labor Force	Employment	Unemployment
Arapahoe County	370,500	362,222	8,278
Douglas County	195,553	191,653	3,900
Arapahoe/Douglas Combined	566,053	553,875	12,178
Central Planning Region	2,460,043	2,406,071	53,972
Colorado	3,177,825	3,107,822	70,003
National	163,943,000	158,478,000	5,465,000

Source: Bureau of Labor Statistics (Not Seasonally Adjusted)

Connecting Colorado Job Seeker Registrations by Central Planning Region*



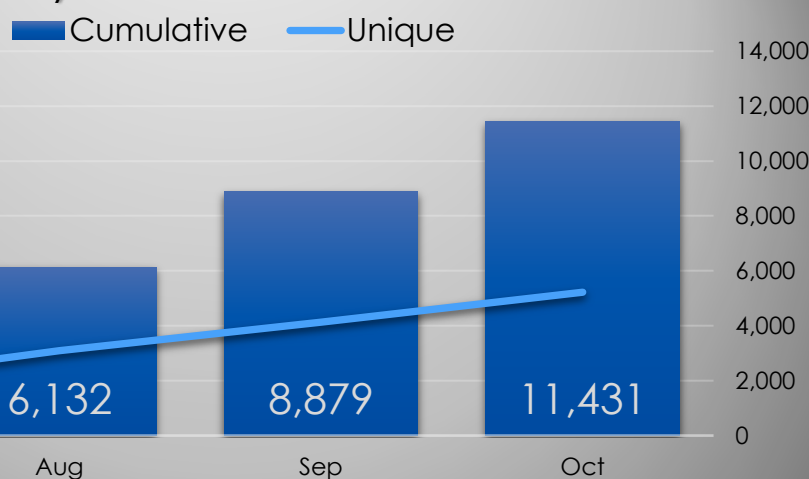
Job Seeker Breakdown by CUWA Region

Arapahoe	55.66%
Douglas	24.68%
Adams	7.49%
Denver	7.26%
Jefferson	2.50%
El Paso/Teller	0.42%
Weld	0.23%
Mesa	0.20%
Boulder	0.17%
Larimer	0.05%
Non-CUWA	1.34%

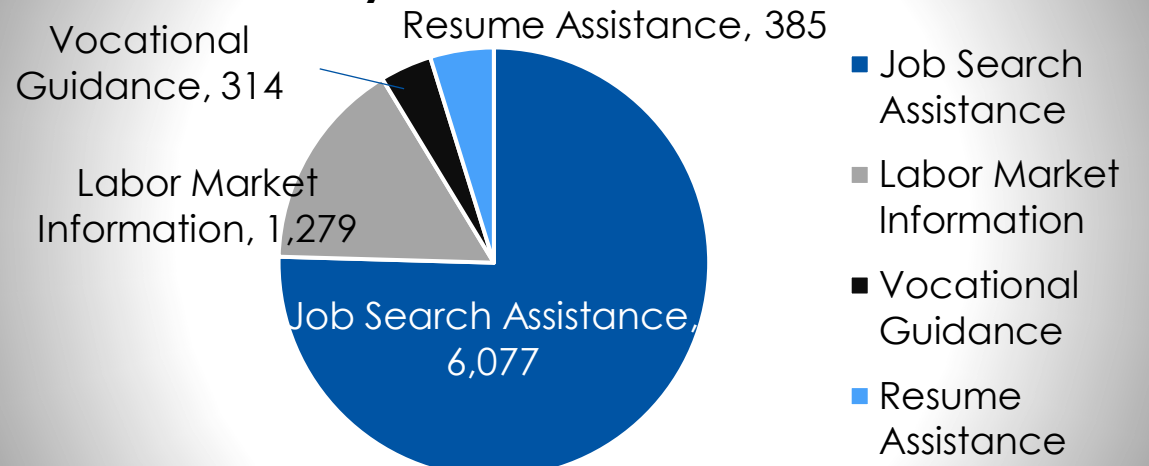
YTD Self-Reported Customer Demographics



Agency Workforce Volume*

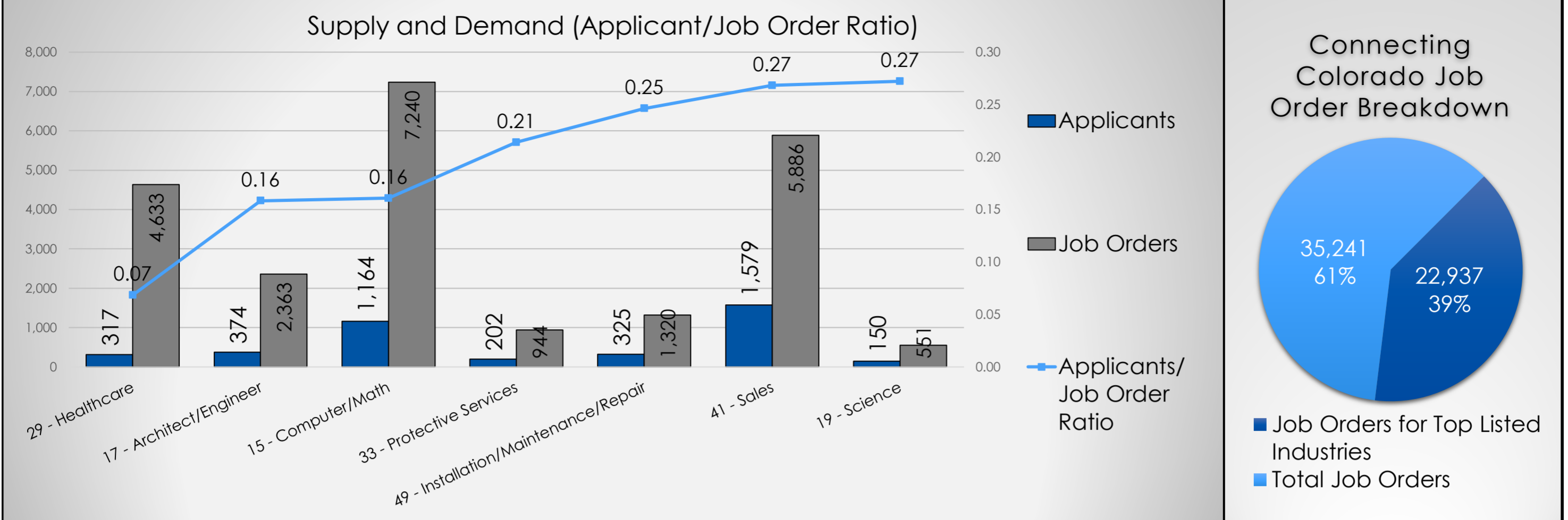


YTD Primary Career Services Provided

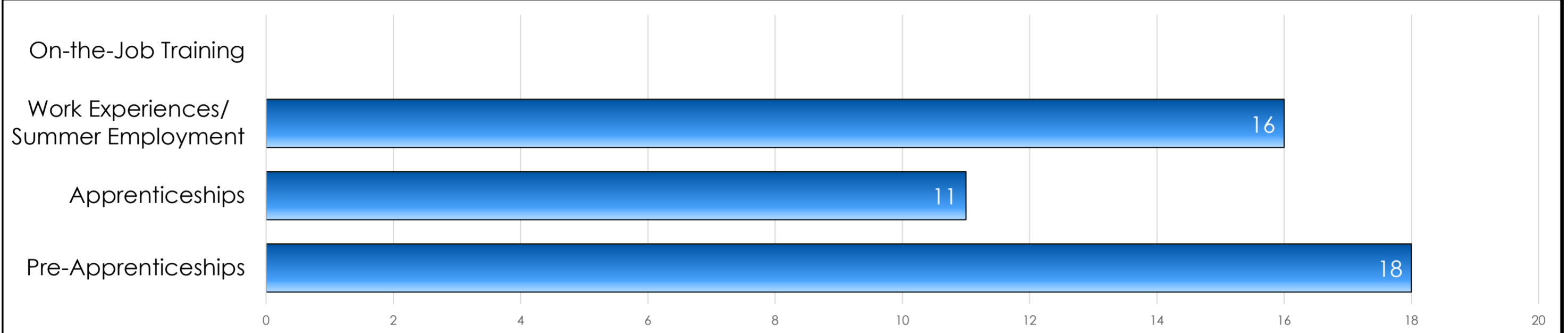


*Inclusive of all locations (Altura, Centennial, CentrePoint, and Littleton).

Job Orders (Business & Economic Development Services)



Work-Based Learning Activities



Performance Measures

Measure	Local Area Performance	Local Area Standard	Analysis
Adult: Employment Rate 2nd Quarter After Exit	75.64%	82.70%	91.46%
Adult: Median Earning 2nd Quarter After Exit	\$6,942.00	\$7,200.00	96.42%
Dislocated Worker: Employment Rate 2nd Quarter After Exit	76.36%	80.30%	95.10%
Dislocated Worker: Median Earning 2nd Quarter After Exit	\$9,983.00	\$8,913.00	112.00%
Youth & Young Adult: Employment Rate 2nd Quarter After Exit	63.89%	70.70%	90.37%
Youth & Young Adult: Median Earning 2nd Quarter After Exit	\$4,519.00	\$0.00	N/A
Wagner-Peyser: Employment Rate 2nd Quarter After Exit	65.94%	61.10%	107.92%
Wagner-Peyser: Median Earning 2nd Quarter After Exit	\$6,761.00	\$5,192.00	130.22%
Temporary Assistance for Needy Families (TANF): Caseload	799	396	201.77%
TANF: Entered Employment (Cumulative Goal of 40%)*	21.27%	19.42%	109.53%
Employment First (Arapahoe County): Caseload	1,145	950	120.48%
Employment First (Arapahoe County): Placements	468	396	97.98%
Employment First (Douglas County): Caseload	194	198	97.98%
Employment First (Douglas County): Placements	32	15	213.33%
Parents to Work: Caseload	143	83	172.29%
Parents to Work: Placements	26	31	83.87%

*For September 2019

Average Wages by Earnings Quintile

