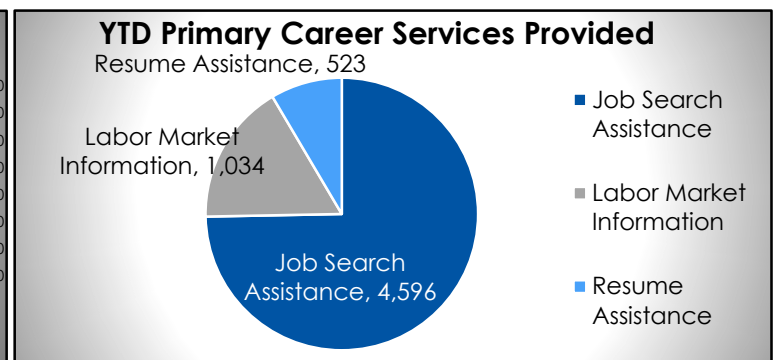
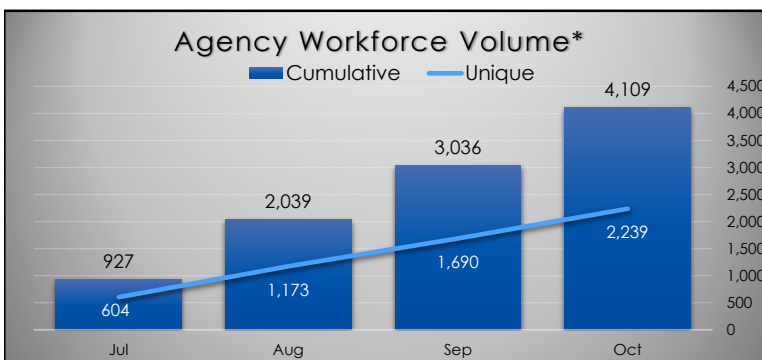

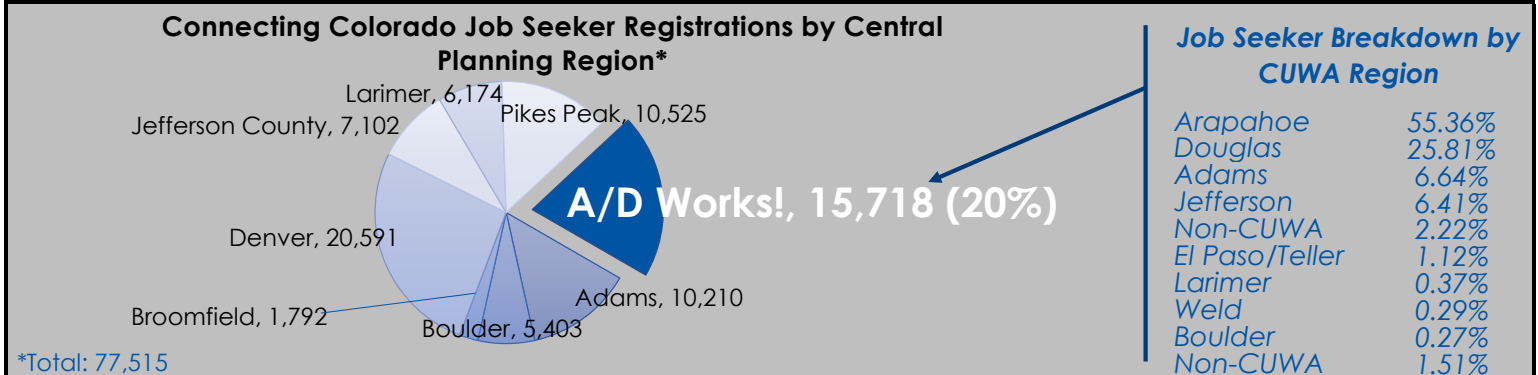


### Labor Force and Unemployment Statistics (September 2023)

	Labor Force	Employment	Unemployment
Arapahoe County	378,283	366,102	12,181
Douglas County	210,368	203,898	6,470
Arapahoe/Douglas Combined	588,651	570,000	18,651
Central Planning Region	2,520,817	2,439,508	81,309
Colorado	3,253,069	3,148,239	104,830
National	167,718,000	161,669,000	6,049,000

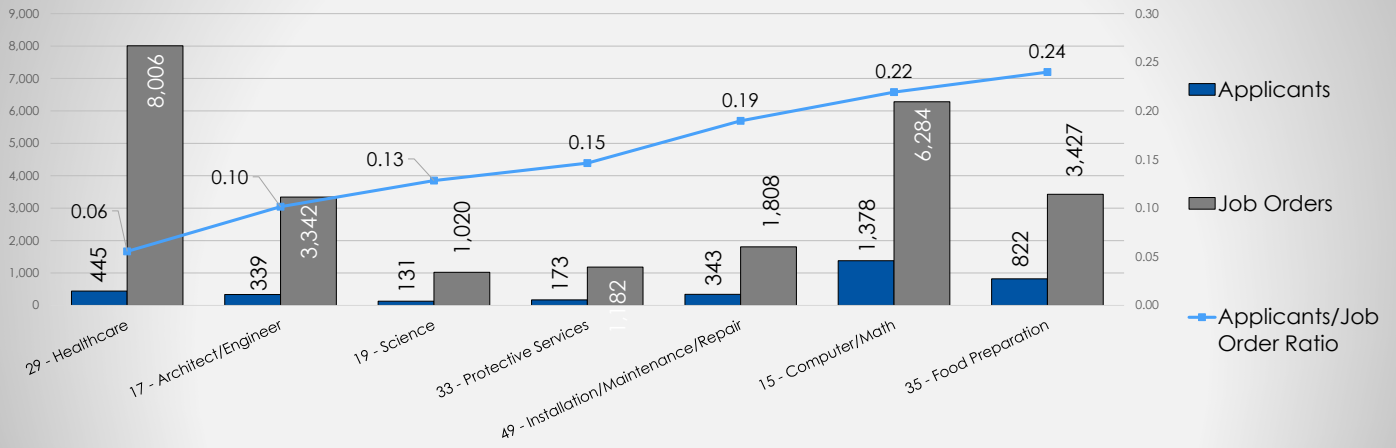
Source: Bureau of Labor Statistics (Not Seasonally Adjusted)



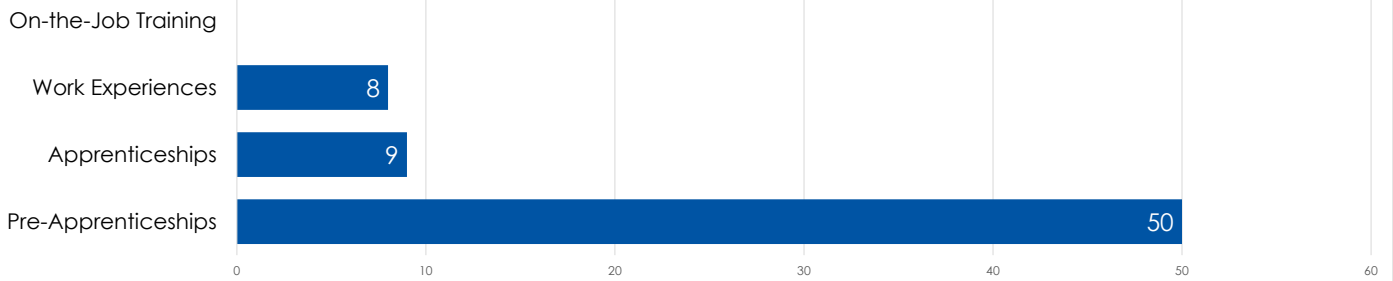
\*Inclusive of all locations (Altura, Centennial, CentrePoint, and Littleton).

## Job Orders (Business & Economic Development Services)

Supply and Demand (Applicant/Job Order Ratio)



## Work-Based Learning Activities



## Performance Measures

Measure	Local Area Performance	Local Area Standard	Analysis
Adult: Employment Rate 2nd Quarter After Exit	49.32%	75.08%	65.69%
Adult: Median Earning 2nd Quarter After Exit	\$7,924.00	\$7,600.00	104.26%
Dislocated Worker: Employment Rate 2nd Quarter After Exit	45.10%	74.50%	60.53%
Dislocated Worker: Median Earning 2nd Quarter After Exit	\$11,609.00	\$10,000.00	116.09%
Youth & Young Adult: Employment Rate 2nd Quarter After Exit	48.70%	67.50%	72.15%
Youth & Young Adult: Median Earning 2nd Quarter After Exit	\$5,206.00	\$4,100.00	126.98%
Wagner-Peyser: Employment Rate 2nd Quarter After Exit	35.33%	55.00%	64.24%
Wagner-Peyser: Median Earning 2nd Quarter After Exit	\$9,180.00	\$6,200.00	148.06%
Temporary Assistance for Needy Families (TANF): Caseload	665	528	125.95%
Employment First (Arapahoe County): Caseload**	236	80	295.00%
Employment First (Arapahoe County): Placements**	80	20	400.00%
Employment First (Douglas County): Caseload**	44	20	220.00%
Employment First (Douglas County): Placements**	4	4	100.00%
Parents to Work: Caseload	139	83	168.48%
Parents to Work: Placements	36	26	136.36%

\*\*Results for Employment First Programs (Arapahoe and Douglas) are based on Fiscal Year (October 1 to September 30).

## Average Wages by Earnings Quintile

