



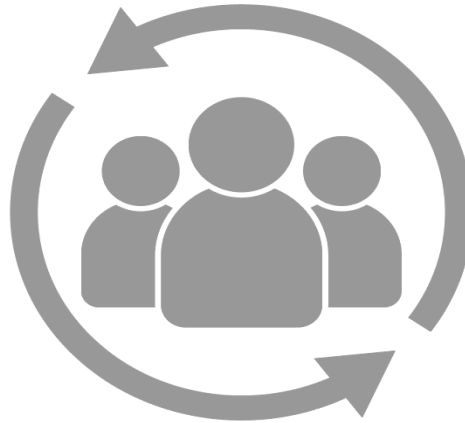
**YEAR-TO-DATE (YTD) REFERRALS/CASELOAD**

**350**  
Referrals<sup>1</sup>

**100%**  
Referrals Contacted by ADW!<sup>2</sup>

**242**  
Attended Orientation

**69%**  
Show Rate



**665**

Caseload<sup>3</sup>

YTD Goal: 528  
% of YTD Goal: 126%  
PY Goal: 1,600

**BUDGET/SPENDING PROGRESS**

Total Budget: \$2,750,000.00

■ Spent ■ Remaining

Arapahoe County Human Services  
Budget Tracker  
(July 01, 2023 - August 31, 2023)

(10%) \$268,161.79

(90%) \$2,481,838.21

Administrative Services' Fiscal Report  
(July 01, 2023 - September 30, 2023)

(18%) \$501,911.87

(82%) \$2,248,088.13

Transportation  
Top Supportive Services  
Provided

\$754.75

Average Cost to Serve TANF  
Customer<sup>4</sup>

**YTD PROGRAM RESULTS**

**12.78%**

Entered Employment<sup>5</sup>  
Arapahoe County  
State Goal: 19.74%

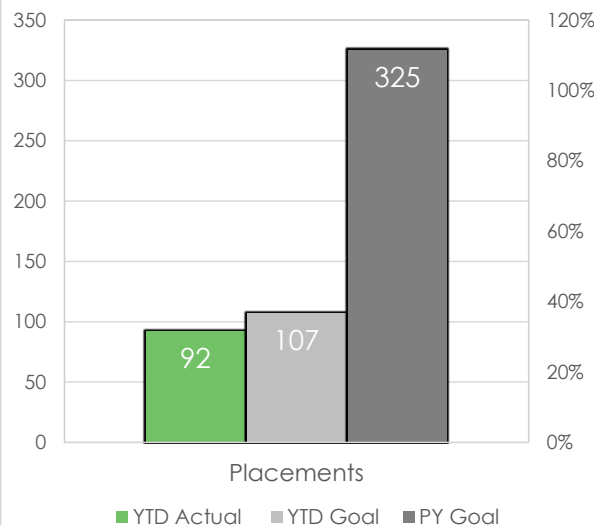
**43.36%**

Workforce Participation Rate<sup>6</sup>  
Arapahoe County  
State Goal: 20%

**53.00%**

Workforce Participation Rate<sup>7</sup>  
Arapahoe/Douglas Works!  
State Goal: 20%

YTD Placements



**160**

Average Days Until Placement  
PY Goal: 90 Days

**\$20.35**

Average Wage of Placement<sup>8</sup>  
PY Goal: \$16.00/hr

**Customer Service**

Top Industry of Placement<sup>6</sup>  
2nd: Retail  
3rd: Healthcare

## PROGRAM HIGHLIGHTS

In October, the Colorado Works team successfully piloted the transition to group orientations held weekly over Zoom. This undertaking involved rebuilding the orientation presentation "from the ground up" and enlisting the CW! Lead Worker, Kady Kachinske, and Shannon Willoughby, who volunteered to facilitate the group orientations via Zoom. Making this transition enhanced efficiency in our overall service delivery to newly referred customers, as well as helping the team manage the increased number of referrals being made to A/D Works by Arapahoe County Department of Human Services in a more effective and timely manner!

## ECONOMIC IMPACT & RETURN ON INVESTMENT (ROI)

\$560,832

Tax Savings as a Result of TANF Placements<sup>9</sup>

\$3,894,176

Aggregate New Worker Earnings from Placements<sup>10</sup>



\$4,455,008

Total Benefit (Economic Impact)<sup>11</sup>

## SUCCESS STORIES

Rachael joined workforce development in August 2023. She is a single mother of 2 boys and had recently completed a dental hygienist program and was really struggling financially due to the amount of debt she accrued while in training. Her school loan bills began in September and she is paying around \$1,200/month. She was also homeless before acquiring her current job.

We were able to provide transportation funds and resources for utility support. Her Workforce Specialist (WFS) provided a clothing supportive payment for each of her children to ease the stress of back-to-school costs. Her WFS also worked with her on a vehicle repair request to help her while she was attempting to relieve the debt she accrued.

Due to the support, transportation and bonus funds, Rachael was able to complete a dental hygienist training and soon after that, obtained a job with Heartland Dental making \$58/hour (full-time). Rachael has now been able to pay down more of her debt and relieve financial stress. She has stable housing and has been able to purchase new clothing and school supplies for her 2 children. She will be referred to the Post-TANF program for additional support now that her TANF benefits have stopped due to her income level!

## NOTES/SOURCES

<sup>1</sup> Monthly Report Card

<sup>2</sup> TextPRO/Human Services Referral Spreadsheet

<sup>3</sup> ADW! Program Dashboard

<sup>4</sup> Administrative Services' Fiscal Report

<sup>5</sup> CBMS

<sup>6</sup> EDB WPR - All Families - Sample

<sup>7</sup> Colorado Works Program Staff

<sup>8</sup> Industry Tracking Sheet

<sup>9</sup> Average Annual Payment\* multiplied by YTD Placements

\*Average for a family of 3 per Center on Budget and Policy Priorities

<sup>10</sup> Sum total of Tax Savings as a Result of Program Placements

<sup>11</sup> Total Benefit (Economic Impact) divided by the YTD amount spent per the Administrative Services' Fiscal Report

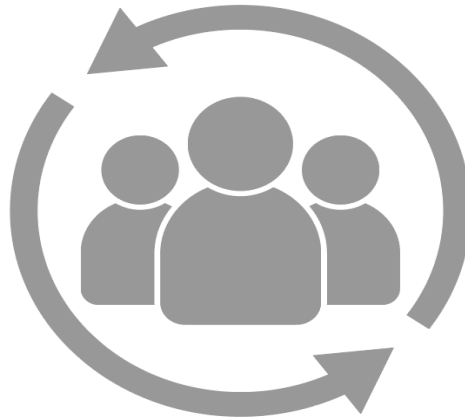
## YEAR-TO-DATE (YTD) REFERRALS/CASELOAD

**66**  
Referrals<sup>1</sup>

**34**  
Enrollments<sup>2</sup>

**80%**  
Orientation Show Rate

**67%**  
Program Participation Rate



**139**

Year-to-Date (YTD) Caseload<sup>3</sup>

YTD Goal: 66  
% of YTD Goal: 211%  
PY Goal: 200

## BUDGET/SPENDING PROGRESS

Total Budget: \$600,000.00

■ Expended ■ Remaining

Arapahoe County Human Services Budget Tracker  
(July 01, 2023 - August 31, 2023)

(10%) \$58,558.44

(90%) \$541,441.56

Administrative Services' Fiscal Report  
(July 01, 2023 - September 30, 2023)

(17%) \$104,146.86

(83%) \$495,853.14

DL Reinstatement  
Top Supportive Services  
Provided

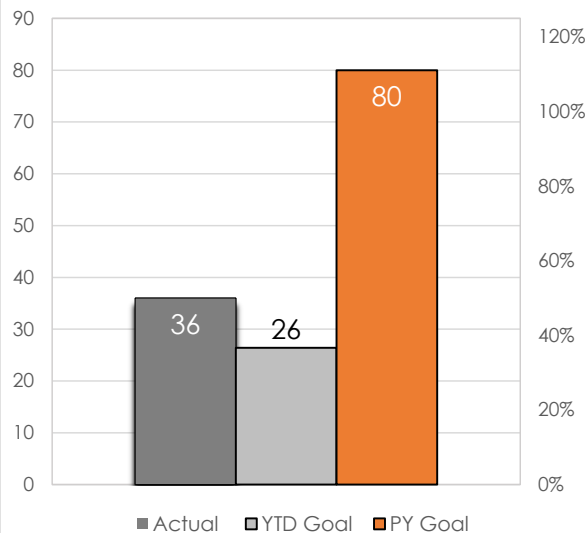
## PROGRAM RESULTS

**13**  
Positive Program Exitors  
PY Goal: 70

**1**  
Neutral Program Exitors  
PY Goal: 10

**136%**  
% of Employment  
Goal

Placements



**62**  
Average Days Until Placement<sup>6</sup>  
PY Goal: 90 Days

**\$23.49**  
Average Wage of Placement<sup>6</sup>  
PY Goal: \$15.00/hr

**Transportation**  
Top Occupation of Placement<sup>6</sup>  
2nd: Office & Administrative

## PROGRAM HIGHLIGHTS

On Wednesday, August 2, 2023, the Parents to Work program hosted its annual Accomplishment Ceremony. The event was an opportunity for customers and their families to come together and celebrate their successes. Seven (7) customers and their families were in attendance. The event featured a keynote address from Dr. Mordecai Brownlee, President of the Community College of Aurora, a certificate ceremony, and speeches from Arapahoe County Commissioner Carrie Warren-Gully, program staff, and participants.

Accomplishments celebrated during the event included graduation from the Parents to Work program, completion of training (such as the ACC Virtual Work Readiness Program), and attainment of a certificate or credential (e.g., forklift certificate, CDL-A licensure, and Insurance Licensure).

Congratulations to all PTW customers recognized during the event!

## ECONOMIC IMPACT & RETURN ON INVESTMENT (ROI)



# \$1,758,931

Aggregate New Worker Earnings from Placements<sup>7</sup>

## SUCCESS STORIES

A customer entered the program in December 2021 searching for new employment opportunity. This customer was living off unemployment and was in need of finding a new career pathway to support himself. This customer expressed the desire to pursue an entrepreneurial pathway of owning and operating a food truck. He has always loved to cook and work in a kitchen, but due to COVID-19, the food industry business was struggling and this customer lacked the knowledge on how to run a business.

Upon entering the program, this customer was assisted with finding employment in the service industry and is now able to follow his passion. He was also working on gaining custody of his child. By being able to maintain employment and meet his child support obligations for several consecutive months, not only was he able to contribute \$4,493.36 in child support payments, but recently also gained custody of his child. This resulted in closure of his child support case and therefore early graduation from Parents to Work program.

Congratulations to this customer on a job well done and his dedication to being an involved and loving parent for his child.

## NOTES/SOURCES

<sup>1</sup> Referral Tracking Spreadsheet

<sup>2</sup> Connecting Colorado Activity Summary Report

<sup>3</sup> ADW! Program Dashboard

<sup>4</sup> Connecting Colorado Class & Services List Report

<sup>5</sup> Administrative Services' Fiscal Report

<sup>6</sup> Connecting Colorado Client Query Report

<sup>7</sup> Average Wage of Placement multiplied by number of placements

<sup>8</sup> Cost/Benefit Ratio (ROI) is calculated by dividing the new aggregate worker earnings by the YTD budget spent

# SUPPLEMENTAL NUTRITION ASSISTANCE PROGRAM



ARAPAHOE COUNTY

Arapahoe County

Arapahoe/Douglas Works! (ADW!)

Fiscal Year (October 1, 2022 - September 30, 2023)

September Report (100% into PY/0% Remaining)

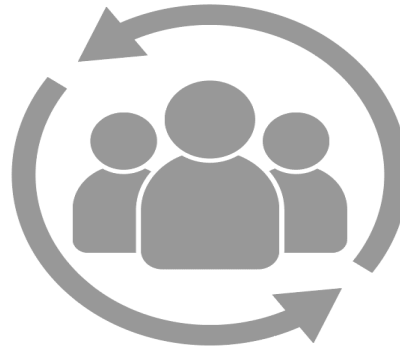
## YEAR-TO-DATE (YTD) REFERRALS/CASELOAD

1,683  
Referrals<sup>1</sup>

100%  
Referrals Contacted by ADW!<sup>2</sup>

1,055  
Attended Orientation<sup>2</sup>

63%  
Show Rate



2,336

Year-to-Date (YTD) Caseload<sup>2</sup>

YTD Goal: 1,000  
% of YTD Goal: 234%  
FY Goal: 1,000

## BUDGET/SPENDING PROGRESS

Total Budget: \$1,160,334.44

■ Spent ■ Remaining

Arapahoe County Human Services Budget Tracker  
(October 1, 2022 - September 30, 2023)

(99%) \$1,148,895.51

(1%) \$11,438.93

Administrative Services' Fiscal Report  
(October 1, 2022 - September 30, 2023)

(95%) \$1,103,653.04

(5%) \$56,681.40

## PROGRAM RESULTS

2,402

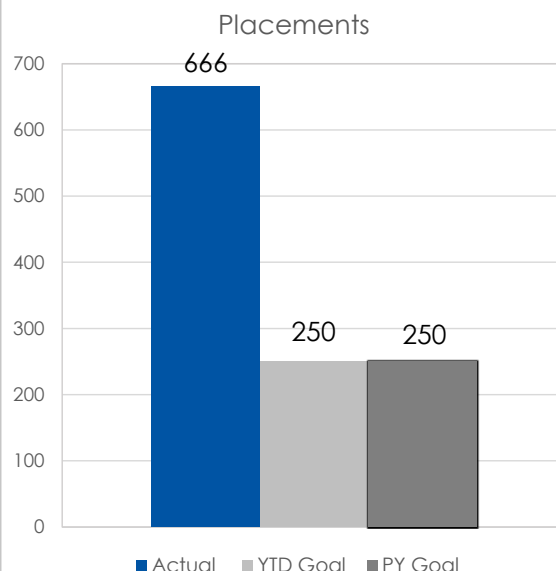
Supportive Services  
Approved YTD

19

Training & Work-Based Learning  
(WBL) Experiences Approved YTD

Transportation

Top Supportive Services<sup>4</sup>  
2nd: Hygiene  
3rd: Clothing



2,336

Work Activity Participation<sup>3</sup>  
PY Goal: 570

\$19.72

Average Wage of Placement<sup>5</sup>  
PY Goal: \$12.50/hr

Food Service

Top Industry of Placement  
2nd: Retail  
3rd: Healthcare

## PROGRAM HIGHLIGHTS

Employment First partnered with the Business Services Team to host a career fair. There were 371 individuals registered for this career fair. 263 of those logged on and visited booths (accounting for a 71% attendance rate). Of those participants, 50 were actively working with the Employment First team!

On the business side, 47 organizations registered and attended the event.

## ECONOMIC IMPACT & RETURN ON INVESTMENT (ROI)

\$1,014,984

Tax Savings as a Result of SNAP Placements<sup>6</sup>

\$27,317,722

Aggregate New Worker Earnings from Placements<sup>7</sup>



\$28,332,706

Total Benefit (Economic Impact)<sup>8</sup>

## SUCCESS STORIES

Abdullah was a voluntary participant with Employment First (EF) for three brief months. Abdullah came to EF as a refugee from Abu Dhabi. He had a bachelor's degree in computer science. Abdullah needed help paying for a new laptop and computer software. He wanted to do self-study for an IT certification. EF was able assist Abdullah with the funds he needed to complete his IT certification.

He has since completed the IT certification and was offered a job in the industry. Abdullah case closed for being over income. He was also able to get legal help from Asian Pacific to start the process of getting his wife and children to America!

## NOTES/SOURCES

<sup>1</sup> Referral Tracking Spreadsheet

<sup>2</sup> ADW! Program Dashboard

<sup>3</sup> Activity Tracking Sheet

<sup>4</sup> Administrative Services' Fiscal Report

<sup>5</sup> CDHS EF Employment Report


<sup>6</sup> Average Annual Payment\* multiplied by YTD Placements

\*Provided by Center on Budget and Policy Priorities

<sup>7</sup> Sum total of Tax Savings as a Result of Program Placements

<sup>8</sup> "Total Benefit (Economic Impact)" divided by the YTD amount spent per the Administrative Services' Fiscal Report

# SUPPLEMENTAL NUTRITION ASSISTANCE PROGRAM



Douglas County

Arapahoe/Douglas Works! (ADW!)  
 Fiscal Year (October 1, 2022 - September 30, 2023)  
 September Report (100% into PY/0% Remaining)

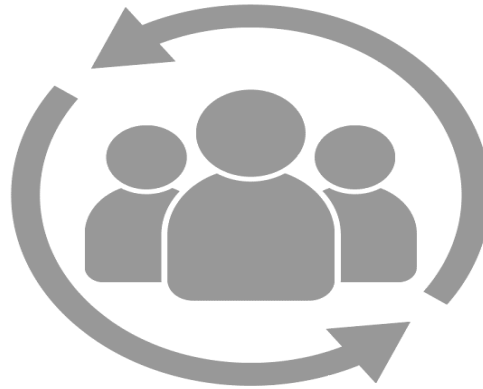
## YEAR-TO-DATE (YTD) REFERRALS/CASELOAD

179

Attended Orientation<sup>2</sup>

100%

Referrals Contacted by ADW!<sup>2</sup>



401

Year-to-Date (YTD) Caseload<sup>2</sup>

YTD Goal: 250  
 % of YTD Goal: 160%  
 FY Goal: 250

## BUDGET/SPENDING PROGRESS

Total Budget: \$122,364.92

■ Spent ■ Remaining

Administrative Services' Fiscal Report  
 (October 1, 2022 - September 30, 2023)

(73%) \$89,845.14

(27%) \$32,519.78



## PROGRAM RESULTS

419

Supportive Services  
 Approved YTD

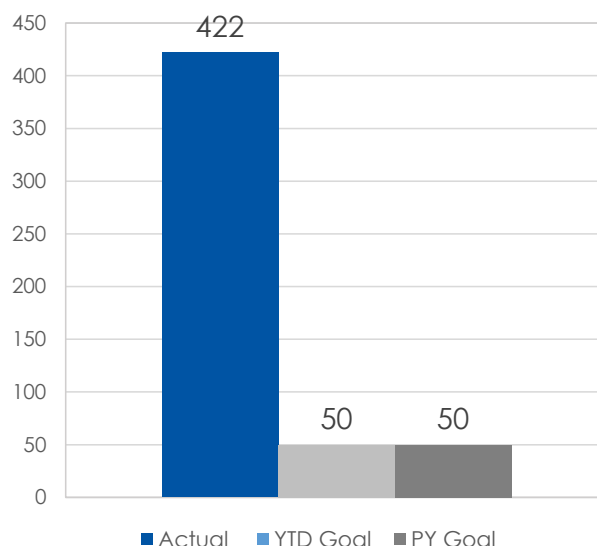
9

Training & Work-Based Learning  
 (WBL) Experiences Approved YTD

Transportation

Top Supportive Services<sup>4</sup>  
 2nd: Clothing  
 3rd: Tools

Placements



364

Work Activity Participation<sup>3</sup>  
 PY Goal: 200

\$17.57

Average Wage of Placement<sup>5</sup>  
 PY Goal: \$12.50/hr

Retail

Top Industry of Placement  
 2nd: Food Service  
 3rd: Transportation

## PROGRAM HIGHLIGHTS

Employment First partnered with the Business Services Team to host a career fair. There were 371 individuals registered for this career fair. 263 of those logged on and visited booths (accounting for a 71% attendance rate). Of those participants, 50 were actively working with the Employment First team!

On the business side, 47 organizations registered and attended the event.

## ECONOMIC IMPACT & RETURN ON INVESTMENT (ROI)

\$643,128

Tax Savings as a Result of SNAP Placements<sup>6</sup>

\$15,422,243

Aggregate New Worker Earnings from Placements<sup>7</sup>



\$16,065,371

Total Benefit (Economic Impact)<sup>8</sup>

## SUCCESS STORIES

Tyra was referred to Employment First after she was no longer eligible for Colorado Works. She was working on gaining a certification in Data Analytics through Grow with Google when she transitioned to Employment First. Tyra was also working full time, but not able to cover her basic needs with her income. She needed support with finding full-time work at a higher wage that would allow her to cover her household expenses and work with her daughter's childcare schedule.

Tyra was connected with a scholarship program that allowed her to continue her participation with Grow with Google towards her certification. She was also provided with resources for resume building and job opportunities. She received support with clothing for interviews, transportation, and connection to resources like Affordable Connectivity Pro. Tyra was able to complete her certification with Grow with Google and recently gained full-time work at a permanent position making \$22.50/hour!

Tyra in her final month of job retention and is receiving the tools she needs to work successfully in a hybrid schedule!

## NOTES/SOURCES

<sup>1</sup> Referral Tracking Spreadsheet

<sup>2</sup> ADW! Program Dashboard

<sup>3</sup> Activity Tracking Sheet

<sup>4</sup> Administrative Services' Fiscal Report

<sup>5</sup> CDHS EF Employment Report

<sup>6</sup> Average Annual Payment\* multiplied by YTD Placements

\*Provided by Center on Budget and Policy Priorities

<sup>7</sup> Sum total of Tax Savings as a Result of SNAP Placements and Placements

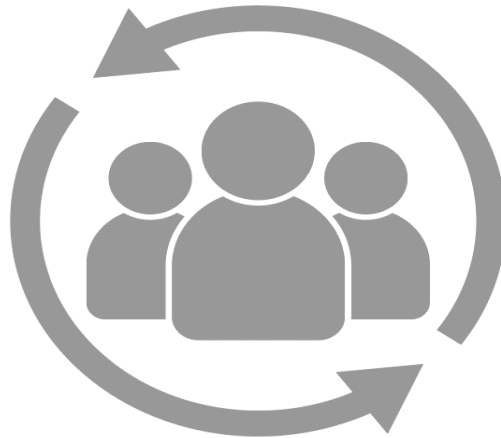
<sup>8</sup> "Total Benefit (Economic Impact)" divided by the YTD amount spent per the Administrative Services' Fiscal Report



**YEAR-TO-DATE (YTD) REFERRALS/CASELOAD**

**46**  
 Referrals<sup>1</sup>

**2**  
 New Enrollments<sup>2</sup>



**10**

Year-to-Date (YTD) Caseload<sup>2</sup>

YTD Goal: 2  
 % of YTD Goal: 667%  
 PY Goal: 25

**BUDGET/SPENDING PROGRESS<sup>3</sup>**

Total Budget: \$120,000.00

■ Spent ■ Remaining

Administrative Services' Fiscal Report  
 (July 01, 2023 - September 30, 2023)

(15%) 17,976.17

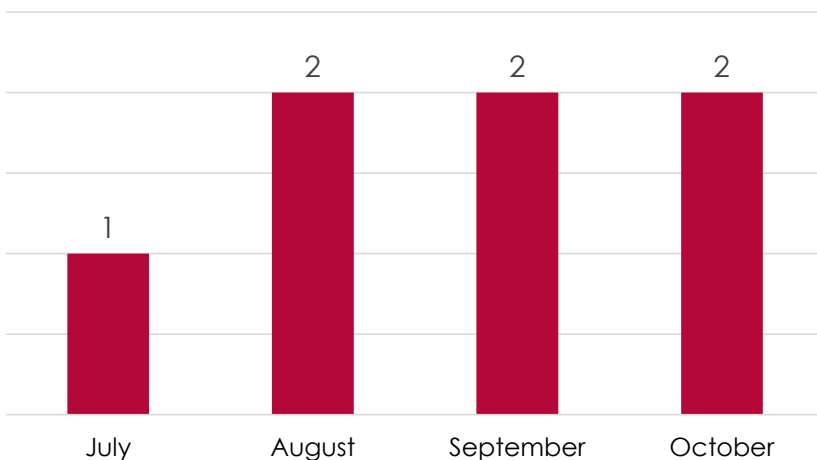
(85%) \$102,023.83

Transportation  
 Top Supportive Services  
 Provided

\$1,797.62  
 Average Cost to Serve DCHS  
 Youth Initiative Customer<sup>4</sup>

**PROGRAM RESULTS**

**Placements**



**100%**

Customer Contact  
 PY Goal: 100%

**\$18.76**

Average Wage of Placement<sup>6</sup>  
 PY Goal: \$13.50/hr

**Food Service**

Top Industry  
 of Placement

## PROGRAM HIGHLIGHTS

The Douglas County Youth Employment Program is excited to have its first registered pre-apprenticeship with Restaurant Youth Registered Apprenticeship (RYRA).

## ECONOMIC IMPACT & RETURN ON INVESTMENT (ROI)



# \$117,062

Aggregate New Worker Earnings from Placements<sup>7</sup>

## SUCCESS STORIES

Luke is a teenager who lives with his mother and 3 younger siblings. Due to needing to help his family financially, Luke has consistently had to balance school and work. Most of his work experience has been in the restaurant industry. Luke started participating in the Douglas County Youth Employment Program (DCYEP) hoping to find support for reaching his long-term goal of owning a restaurant that serves either Italian or Mexican food. Luke worked with his Workforce Specialist to outline the steps needed to help him reach his long-term goal. After learning more about Luke's aspirations, his Workforce Specialist partnered with the Work-based Learning team at Arapahoe/Douglas Works! to find out more about options for Luke to gain relevant experience and was presented with information about an opportunity with the Restaurant Youth Registered Apprenticeship (RYRA). The Workforce Specialist coordinated a meeting between Luke and his mother and the RYRA program manager. DCYEP also supported Luke with transportation assistance and program incentives. After attending an orientation session, Luke started a registered pre-apprenticeship with RYRA. Luke will take online food safety and preparation courses to earn industry certifications through RYRA until he is able to start an on-site apprenticeship. When Luke turns 18, he will then be ready and eligible to start a registered apprenticeship with a local restaurant where he will continue to improve his cooking skills, learn more about restaurant management, and gain the experience needed to help him reach his goal of owning a restaurant in the future. Luke is very excited for this opportunity to set him on a path to a stable career that he will love.

## NOTES/SOURCES

- <sup>1</sup> Referral Tracking Spreadsheet
- <sup>2</sup> Connecting Colorado Activity Summary Report
- <sup>3</sup> Administrative Services' Fiscal Report
- <sup>4</sup> Program Dashboard
- <sup>5</sup> Connecting Colorado Class & Services List Report

- <sup>6</sup> Connecting Colorado Client Query Report
- <sup>7</sup> Average Wage of Placement multiplied by number of placements
- <sup>8</sup> Cost/Benefit Ratio (ROI) is calculated by dividing the new aggregate worker earnings by the YTD budget spent