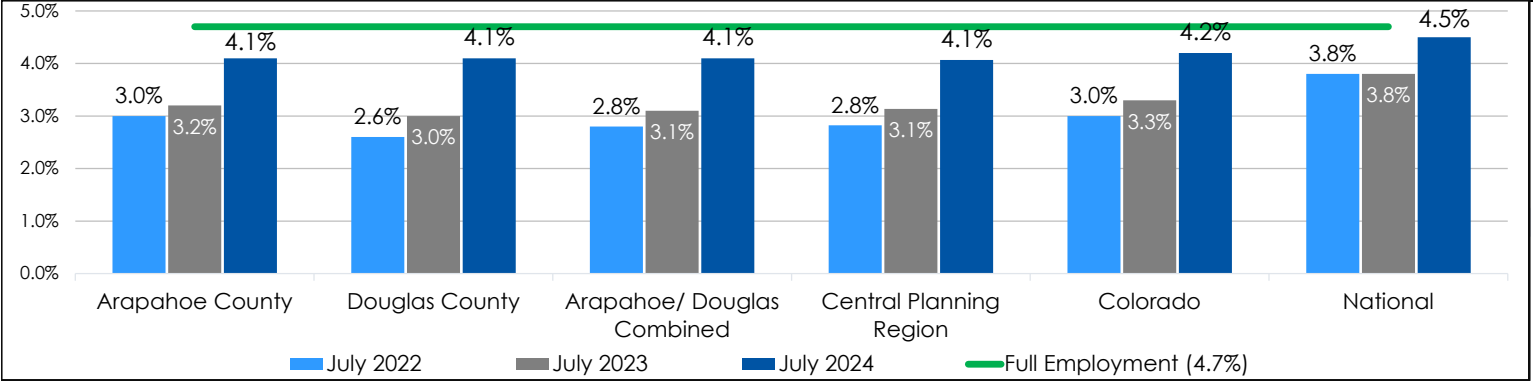


Annual Unemployment Rates

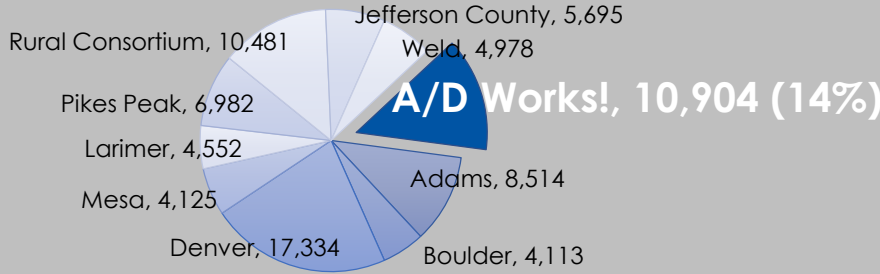


Labor Force and Unemployment Statistics (July 2024)

	Labor Force	Employment	Unemployment
Arapahoe County	379,901	364,189	15,712
Douglas County	211,570	202,941	8,629
Arapahoe/Douglas Combined	591,471	567,130	24,341
Central Planning Region	2,531,928	2,425,034	106,894
Colorado	3,272,112	3,134,003	138,109
National	169,723,000	162,038,000	7,685,000

Source: Bureau of Labor Statistics (Not Seasonally Adjusted)

Connecting Colorado Job Seeker Registrations by Local Workforce Areas*

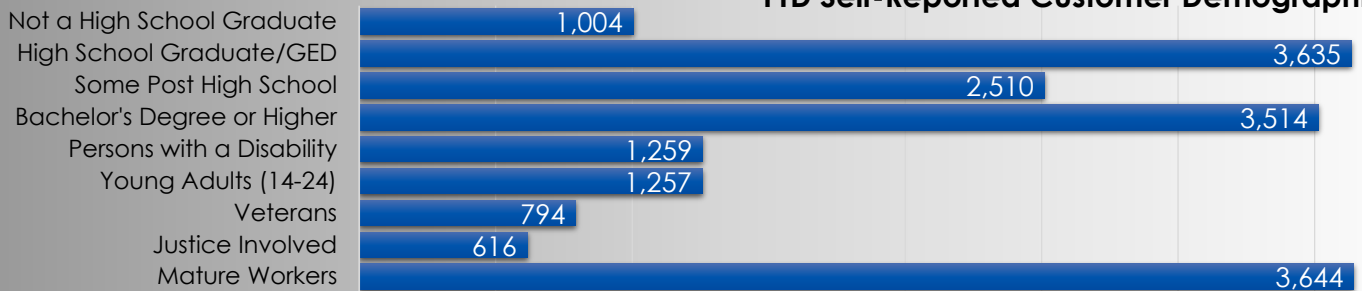


*Total: 77,678

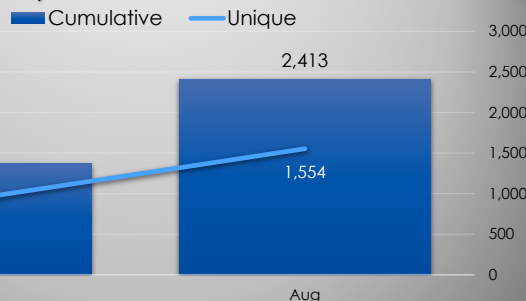
Job Seeker Breakdown by CUWA Region

Arapahoe	54.10%
Douglas	25.37%
Denver	7.79%
Jefferson	6.94%
Non-CUWA	2.36%
El Paso/Teller	0.91%
Weld	0.40%
Boulder	0.33%
Larimer	0.29%
Non-CUWA	1.51%

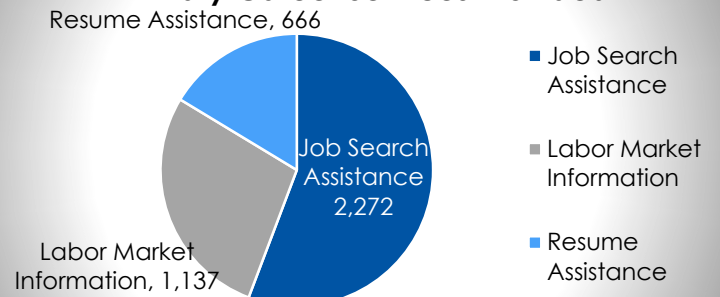
YTD Self-Reported Customer Demographics



Agency Workforce Volume*



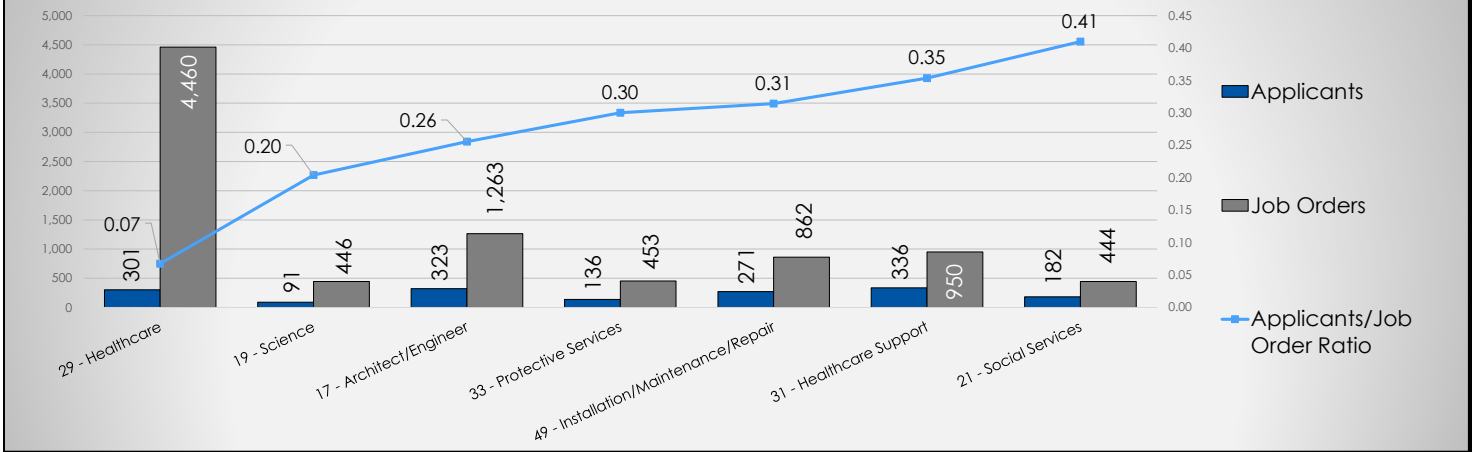
YTD Primary Career Services Provided



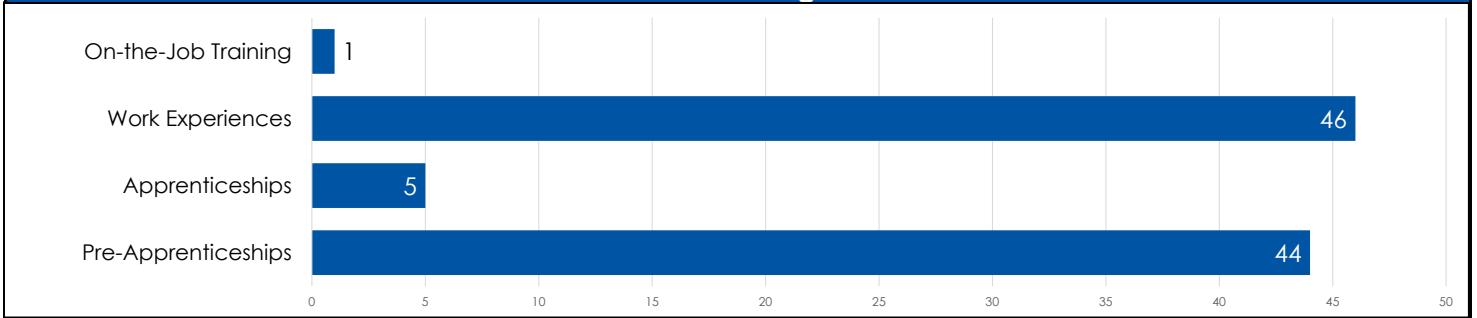
*Inclusive of all locations (Altura, Centennial, CentrePoint, and Littleton).

Job Orders (Business & Economic Development Services)

Supply and Demand (Applicant/Job Order Ratio)



Work-Based Learning Activities



Performance Measures

Measure	Local Area Performance	Local Area Standard	Analysis
Adult: Employment Rate 2nd Quarter After Exit	70.41%	75.10%	93.75%
Adult: Median Earning 2nd Quarter After Exit	\$8,720.00	\$8,700.00	100.23%
Dislocated Worker: Employment Rate 2nd Quarter After Exit	67.95%	75.00%	90.60%
Dislocated Worker: Median Earning 2nd Quarter After Exit	\$11,190.00	\$12,000.00	93.25%
Youth & Young Adult: Employment Rate 2nd Quarter After Exit	75.56%	73.00%	103.50%
Youth & Young Adult: Median Earning 2nd Quarter After Exit	\$6,440.00	\$5,500.00	117.09%
Wagner-Peyser: Employment Rate 2nd Quarter After Exit	61.46%	59.10%	103.99%
Wagner-Peyser: Median Earning 2nd Quarter After Exit	\$9,773.00	\$8,500.00	114.98%
Temporary Assistance for Needy Families (TANF): Caseload	660	256	257.81%
Employment First (Arapahoe County): Caseload**	3,537	2,024	174.75%
Employment First (Arapahoe County): Placements**	686	690	99.42%
Employment First (Douglas County): Caseload**	1,798	920	195.43%
Employment First (Douglas County): Placements**	629	368	170.92%
Parents to Work: Caseload	158	32	493.75%
Parents to Work: Placements	20	13	156.25%

**Results for Employment First Programs (Arapahoe and Douglas) are based on Fiscal Year (October 1 to September 30).

Average Wages by Earnings Quintile

