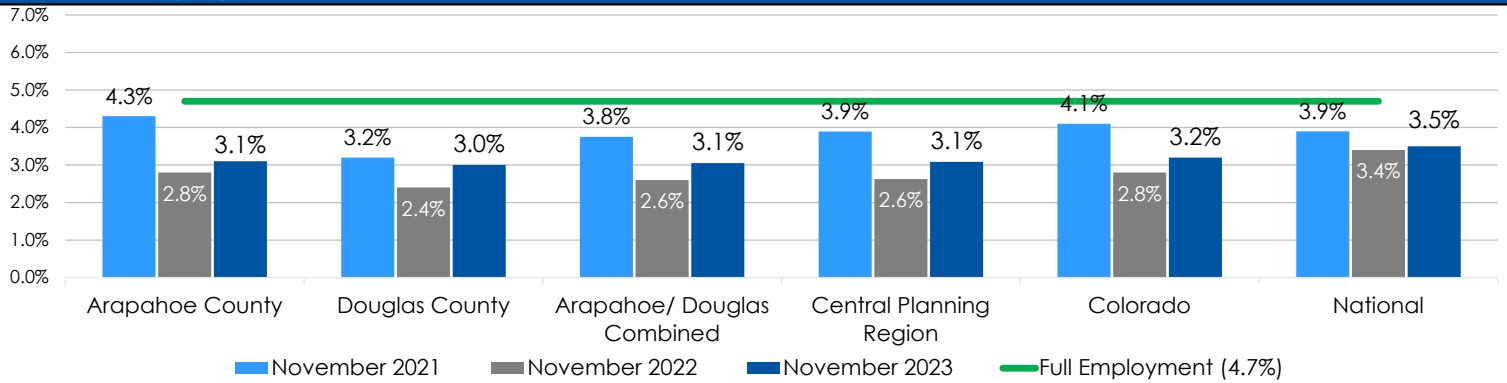


**Annual Unemployment Rates**

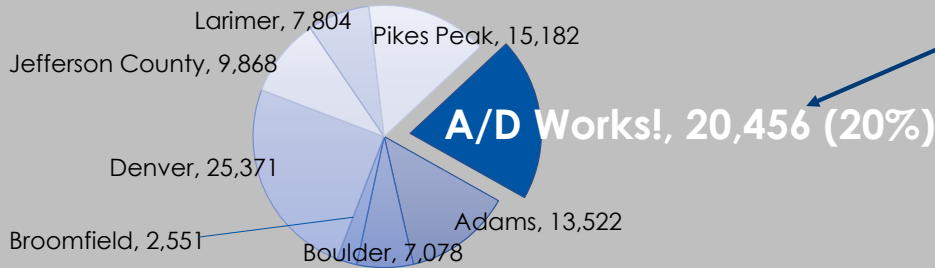


**Labor Force and Unemployment Statistics (November 2023)**

	Labor Force	Employment	Unemployment
Arapahoe County	380,844	368,979	11,865
Douglas County	211,695	205,375	6,320
Arapahoe/Douglas Combined	592,539	574,354	18,185
Central Planning Region	2,541,685	2,461,365	80,320
Colorado	3,269,204	3,164,797	104,407
National	167,977,000	162,149,000	5,827,000

Source: Bureau of Labor Statistics (Not Seasonally Adjusted)

**Connecting Colorado Job Seeker Registrations by Central Planning Region\***



\*Total: 101,832

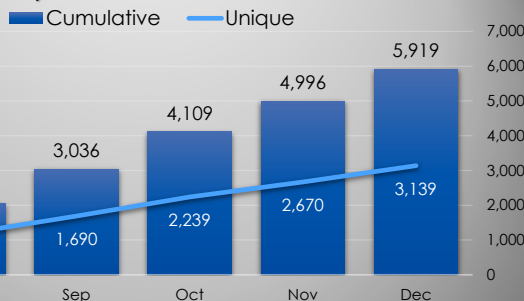
**Job Seeker Breakdown by CUWA Region**

Arapahoe	54.57%
Douglas	26.21%
Adams	6.78%
Jefferson	6.35%
Non-CUWA	2.26%
El Paso/Teller	1.13%
Boulder	0.31%
Larimer	0.30%
Weld	0.27%
Non-CUWA	1.82%

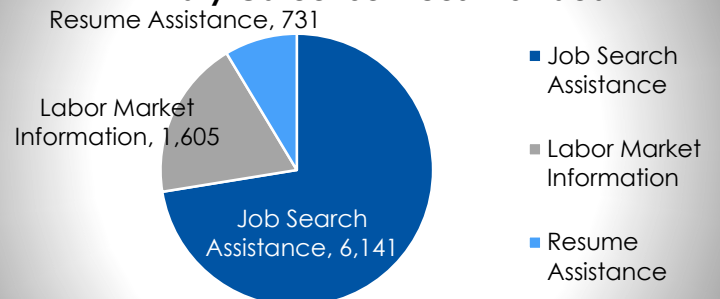
**YTD Self-Reported Customer Demographics**



**Agency Workforce Volume\***



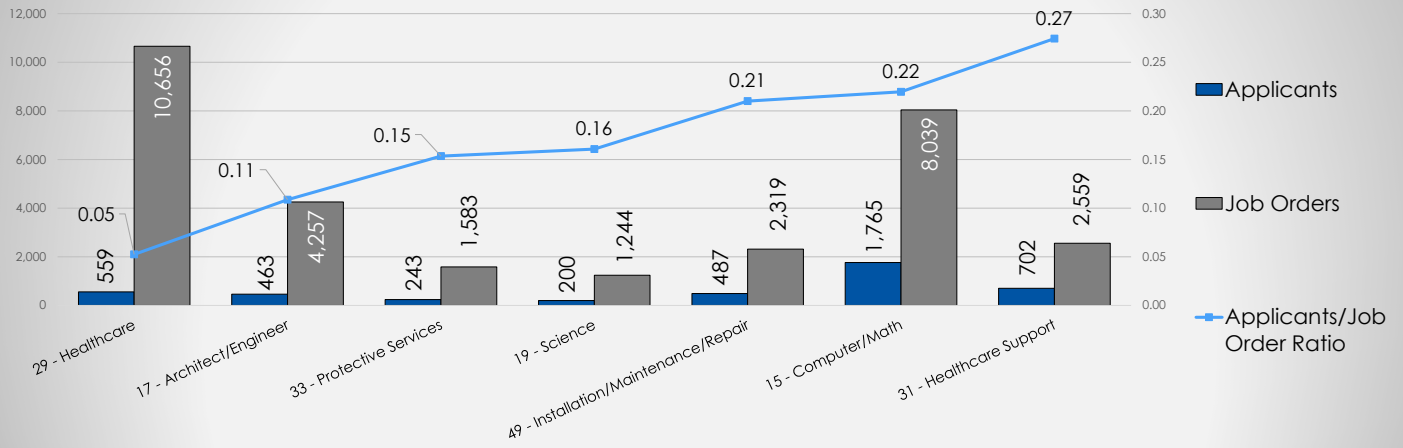
**YTD Primary Career Services Provided**



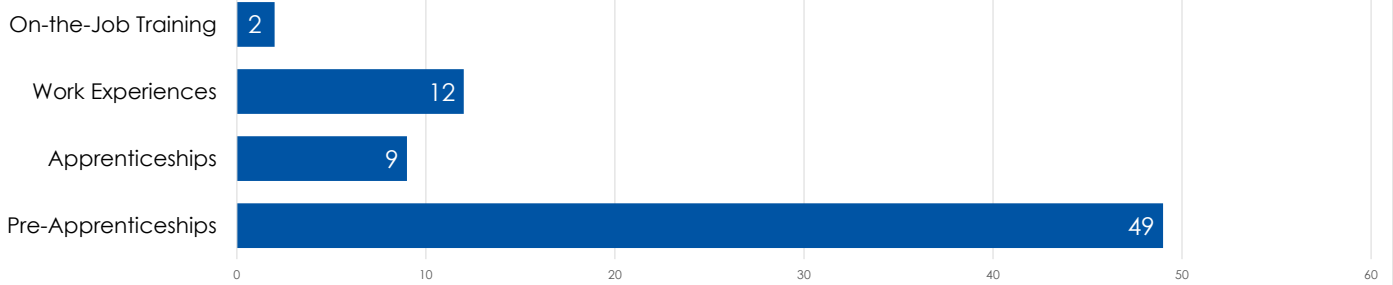
\*Inclusive of all locations (Altura, Centennial, CentrePoint, and Littleton).

## Job Orders (Business & Economic Development Services)

Supply and Demand (Applicant/Job Order Ratio)



## Work-Based Learning Activities



## Performance Measures

Measure	Local Area Performance	Local Area Standard	Analysis
Adult: Employment Rate 2nd Quarter After Exit	49.71%	75.08%	66.21%
Adult: Median Earning 2nd Quarter After Exit	\$8,092.00	\$7,600.00	106.47%
Dislocated Worker: Employment Rate 2nd Quarter After Exit	45.70%	74.50%	61.35%
Dislocated Worker: Median Earning 2nd Quarter After Exit	\$11,625.00	\$10,000.00	116.25%
Youth & Young Adult: Employment Rate 2nd Quarter After Exit	49.26%	67.50%	72.98%
Youth & Young Adult: Median Earning 2nd Quarter After Exit	\$5,206.00	\$4,100.00	126.98%
Wagner-Peyser: Employment Rate 2nd Quarter After Exit	35.39%	55.00%	64.34%
Wagner-Peyser: Median Earning 2nd Quarter After Exit	\$9,108.00	\$6,200.00	146.90%
Temporary Assistance for Needy Families (TANF): Caseload	912	800	114.00%
Employment First (Arapahoe County): Caseload**	873	352	248.01%
Employment First (Arapahoe County): Placements**	217	120	180.83%
Employment First (Douglas County): Caseload**	413	160	258.13%
Employment First (Douglas County): Placements**	140	64	218.75%
Parents to Work: Caseload	147	125	117.60%
Parents to Work: Placements	51	40	127.50%

\*\*Results for Employment First Programs (Arapahoe and Douglas) are based on Fiscal Year (October 1 to September 30).

## Average Wages by Earnings Quintile

