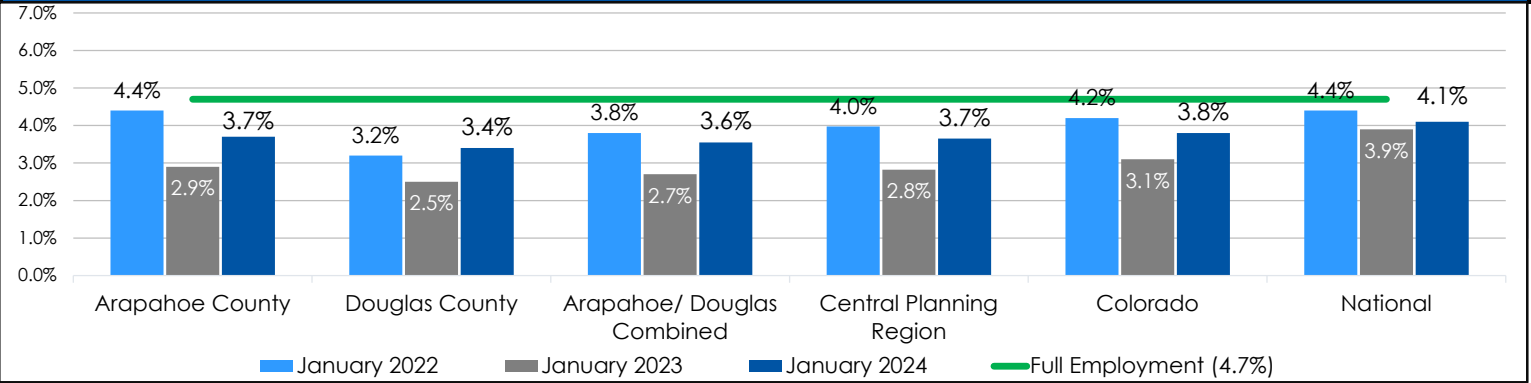


Annual Unemployment Rates




Labor Force and Unemployment Statistics (January 2024)

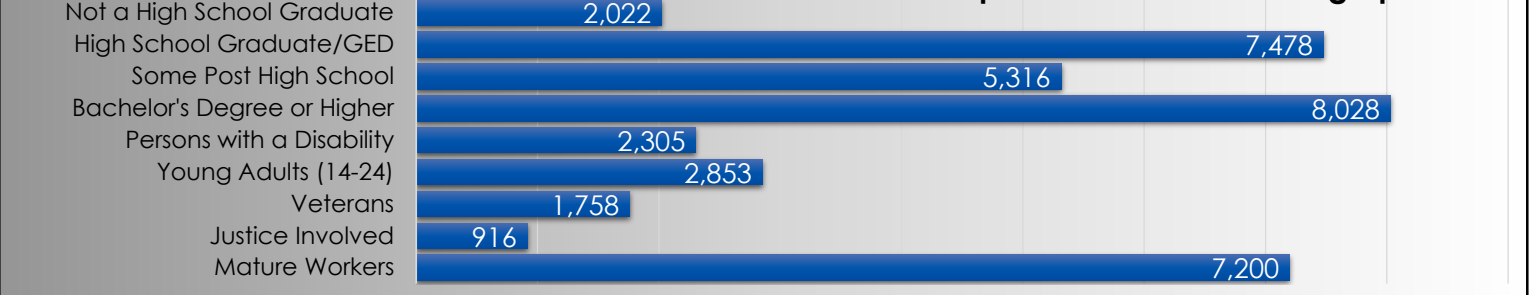
	Labor Force	Employment	Unemployment
Arapahoe County	373,942	360,104	13,838
Douglas County	207,628	200,508	7,120
Arapahoe/Douglas Combined	581,570	560,612	20,958
Central Planning Region	2,491,471	2,397,244	94,227
Colorado	3,205,400	3,082,740	122,660
National	166,428,000	159,650,000	6,778,000

Source: Bureau of Labor Statistics (Not Seasonally Adjusted)

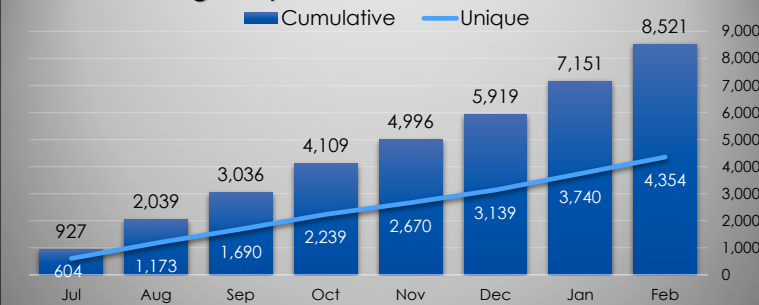
Connecting Colorado Job Seeker Registrations by Central Planning Region*



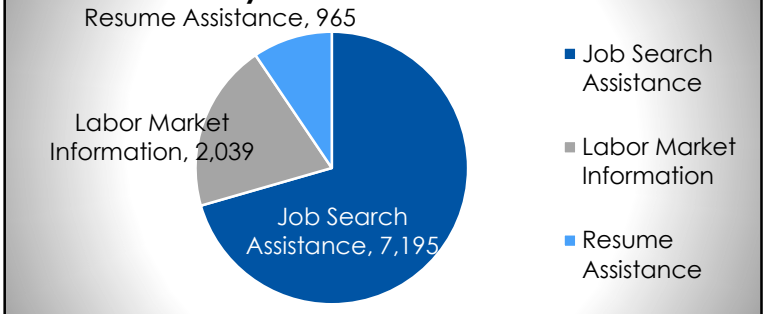
YTD Self-Reported Customer Demographics



Agency Workforce Volume*



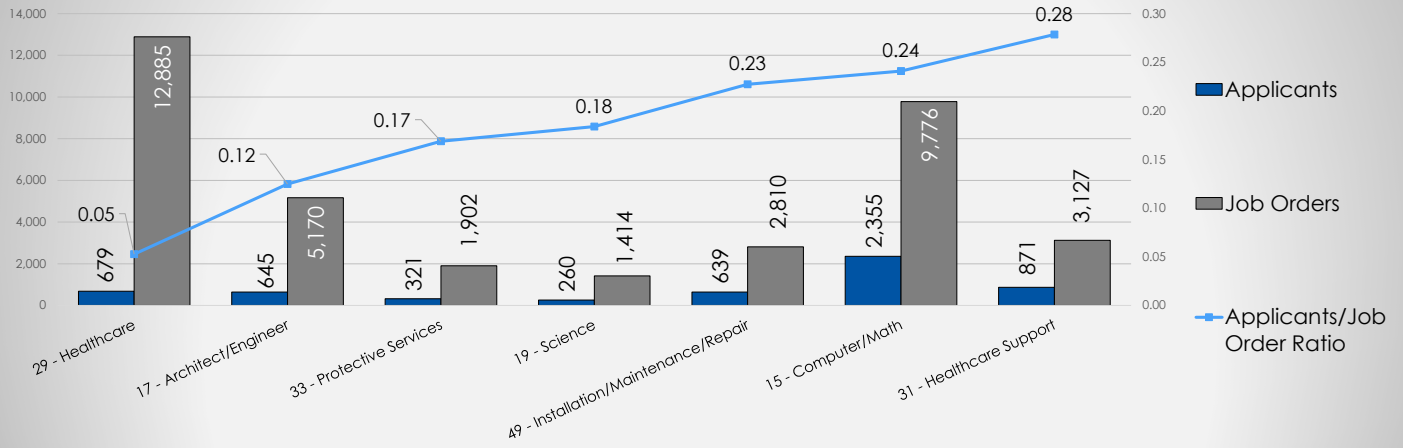
YTD Primary Career Services Provided



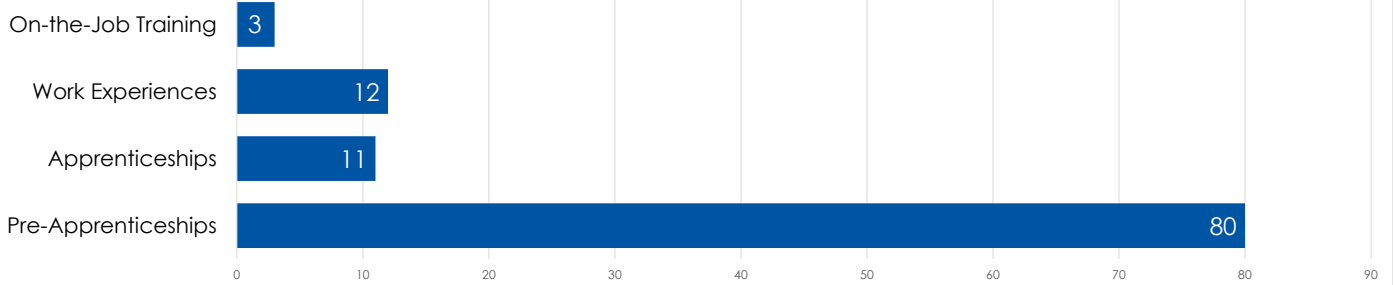
*Inclusive of all locations (Altura, Centennial, CentrePoint, and Littleton).

Job Orders (Business & Economic Development Services)

Supply and Demand (Applicant/Job Order Ratio)



Work-Based Learning Activities



Performance Measures

Measure	Local Area Performance	Local Area Standard	Analysis
Adult: Employment Rate 2nd Quarter After Exit	64.02%	75.08%	85.27%
Adult: Median Earning 2nd Quarter After Exit	\$8,410.00	\$7,600.00	110.66%
Dislocated Worker: Employment Rate 2nd Quarter After Exit	55.81%	74.50%	74.92%
Dislocated Worker: Median Earning 2nd Quarter After Exit	\$11,617.00	\$10,000.00	116.17%
Youth & Young Adult: Employment Rate 2nd Quarter After Exit	64.44%	67.50%	95.47%
Youth & Young Adult: Median Earning 2nd Quarter After Exit	\$6,440.00	\$4,100.00	157.07%
Wagner-Peyser: Employment Rate 2nd Quarter After Exit	50.83%	55.00%	92.42%
Wagner-Peyser: Median Earning 2nd Quarter After Exit	\$9,502.00	\$6,200.00	153.26%
Temporary Assistance for Needy Families (TANF): Caseload	1,564	1,072	145.90%
Employment First (Arapahoe County): Caseload**	1,515	924	163.96%
Employment First (Arapahoe County): Placements**	367	315	116.51%
Employment First (Douglas County): Caseload**	759	420	180.71%
Employment First (Douglas County): Placements**	271	168	161.31%
Parents to Work: Caseload	183	168	109.25%
Parents to Work: Placements	65	54	121.27%

**Results for Employment First Programs (Arapahoe and Douglas) are based on Fiscal Year (October 1 to September 30).

Average Wages by Earnings Quintile

