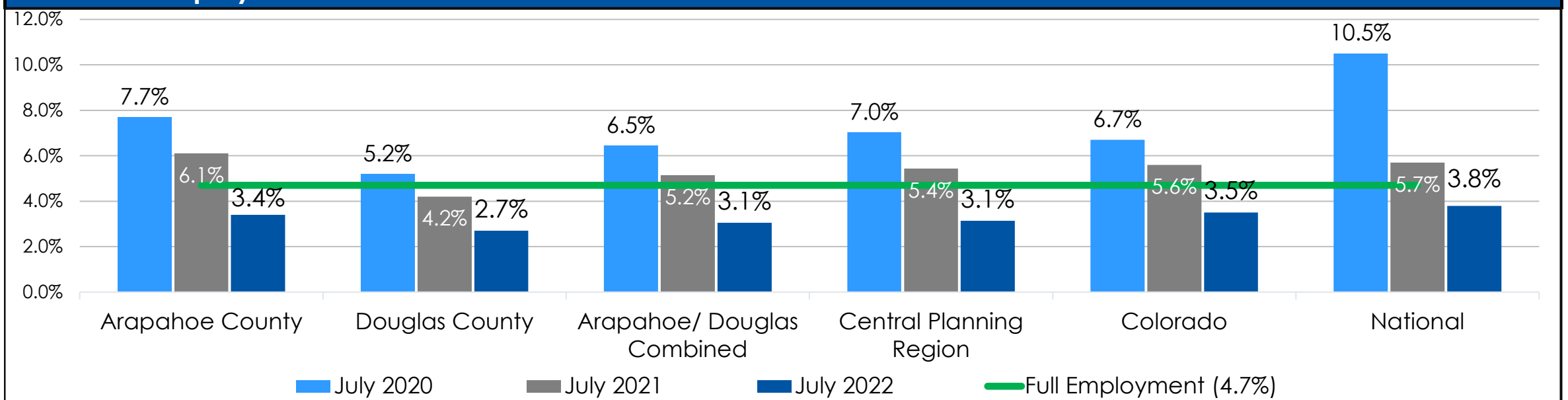


Annual Unemployment Rates

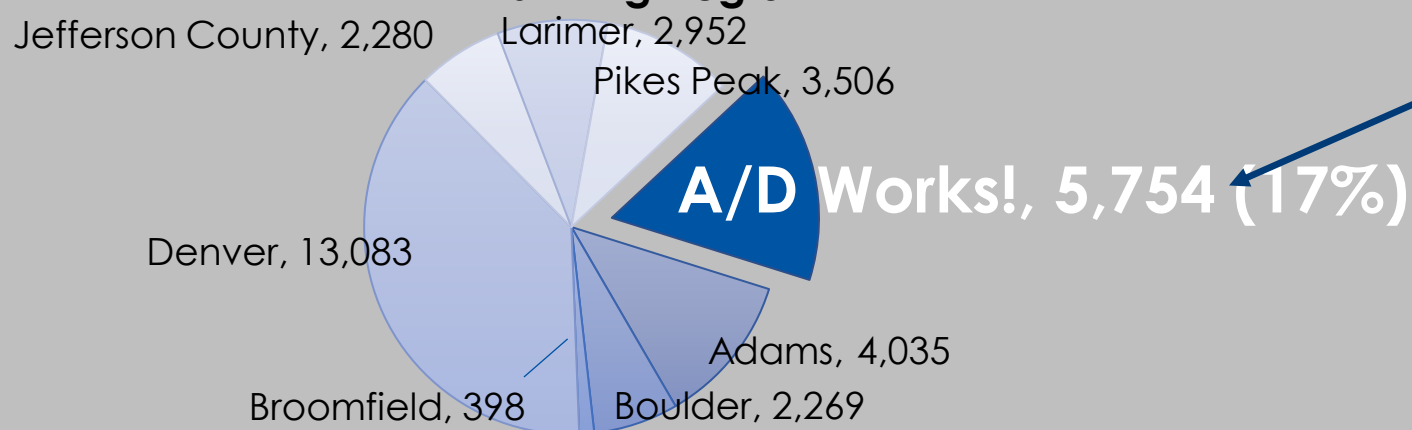


Labor Force and Unemployment Statistics (for July 2022)

	Labor Force	Employment	Unemployment
Arapahoe County	376,128	363,245	12,883
Douglas County	207,859	202,265	5,594
Arapahoe/Douglas Combined	583,987	565,510	18,477
Central Planning Region	2,486,254	2,405,501	80,753
Colorado	3,253,325	3,140,063	113,262
National	165,321,000	159,067,000	6,255,000

Source: Bureau of Labor Statistics (Not Seasonally Adjusted)

Connecting Colorado Job Seeker Registrations by Central Planning Region\*



Job Seeker Breakdown by CUWA Region

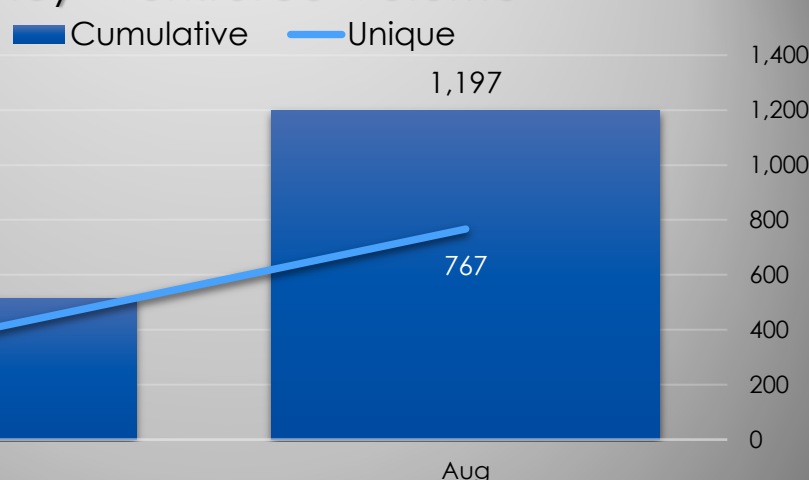
Arapahoe	55.45%
Douglas	21.07%
Denver	8.52%
Adams	8.02%
Jefferson	2.80%
El Paso/Teller	1.12%
Boulder	0.50%
Larimer	0.43%
Weld	0.43%
Non-CUWA	1.66%

\*Total: 34,277

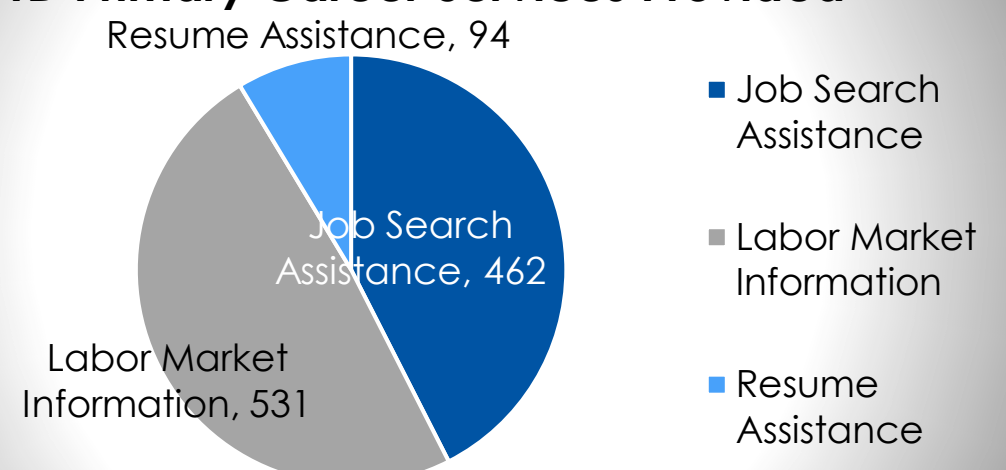
YTD Self-Reported Customer Demographics



Agency Workforce Volume\*



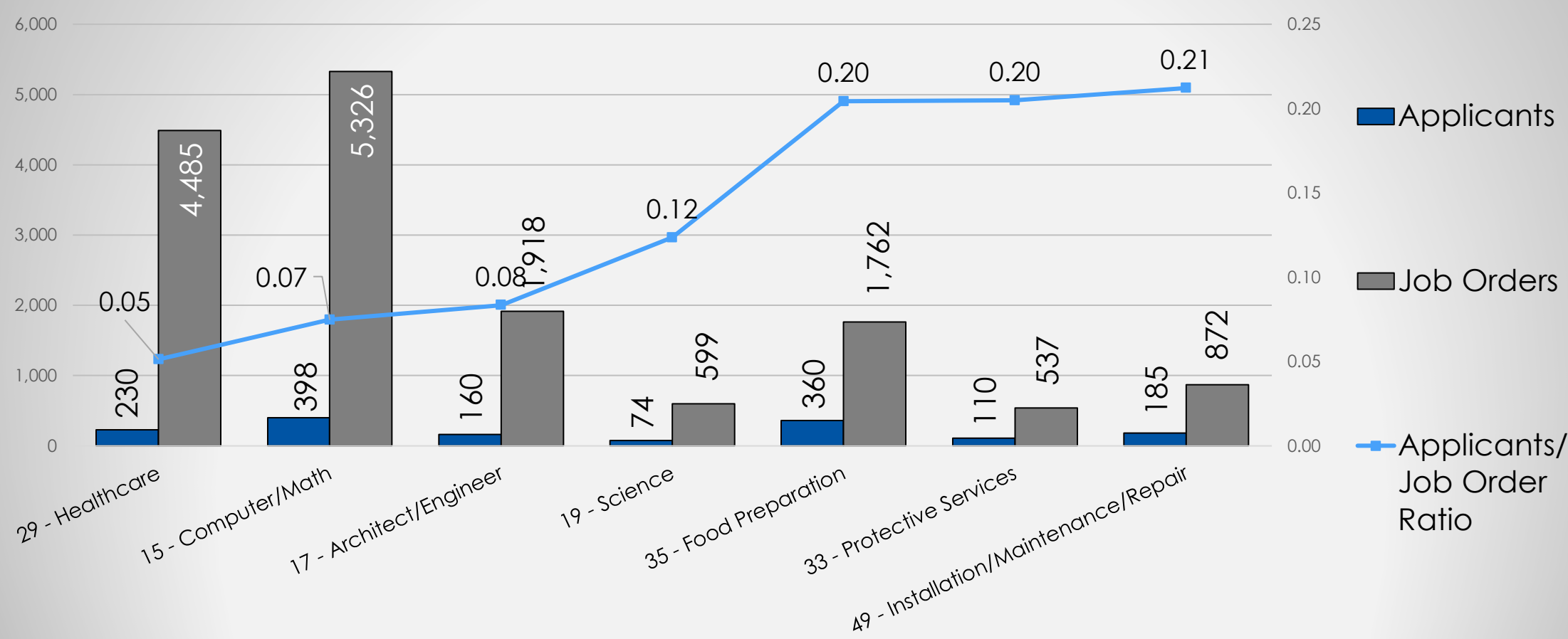
YTD Primary Career Services Provided



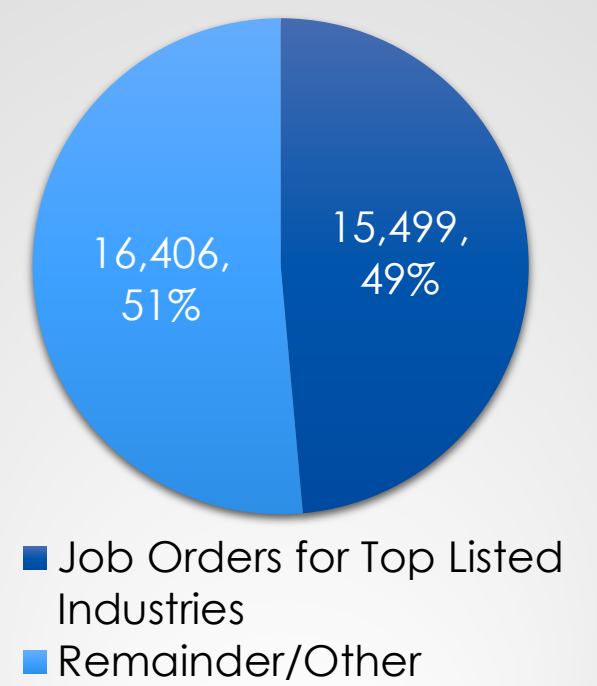
\*Inclusive of all locations (Altura, Centennial, CentrePoint, and Littleton).

## Job Orders (Business & Economic Development Services)

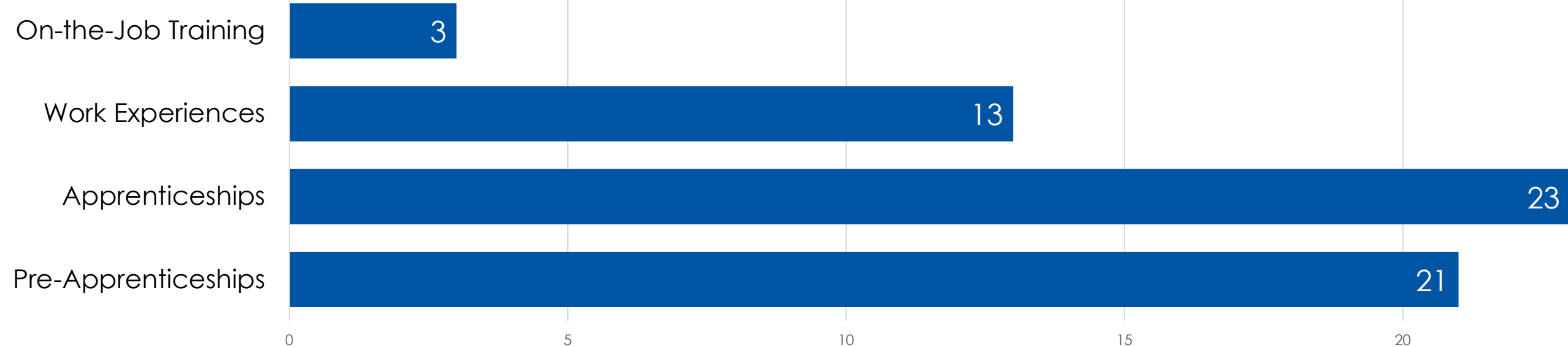
Supply and Demand (Applicant/Job Order Ratio)



Connecting Colorado Job Order Breakdown



## Work-Based Learning Activities



## Performance Measures

Measure	Local Area Performance	Local Area Standard	Analysis
Adult: Employment Rate 2nd Quarter After Exit	-	-	-
Adult: Median Earning 2nd Quarter After Exit	-	-	-
Dislocated Worker: Employment Rate 2nd Quarter After Exit	-	-	-
Dislocated Worker: Median Earning 2nd Quarter After Exit	-	-	-
Youth & Young Adult: Employment Rate 2nd Quarter After Exit	-	-	-
Youth & Young Adult: Median Earning 2nd Quarter After Exit	-	-	-
Wagner-Peyser: Employment Rate 2nd Quarter After Exit	-	-	-
Wagner-Peyser: Median Earning 2nd Quarter After Exit	-	-	-
Temporary Assistance for Needy Families (TANF): Caseload	1,693	256	661.33%
TANF: Entered Employment (Cumulative Goal of 40%)*	7.87%	8.25%	95.39%
Employment First (Arapahoe County): Caseload**	2,058	920	223.70%
Employment First (Arapahoe County): Placements**	536	230	233.04%
Employment First (Douglas County): Caseload**	256	230	111.30%
Employment First (Douglas County): Placements**	165	46	358.70%
Parents to Work: Caseload	117	40	292.50%
Parents to Work: Placements	29	13	226.56%

\*July 2022 / \*\*Results for Employment First Programs (Arapahoe and Douglas) are based on Fiscal Year (October 1 to September 30).

## Average Wages by Earnings Quintile



Arapahoe/Douglas Works! Program Average Wage of Placement is \$25.39 (2nd Quintile).