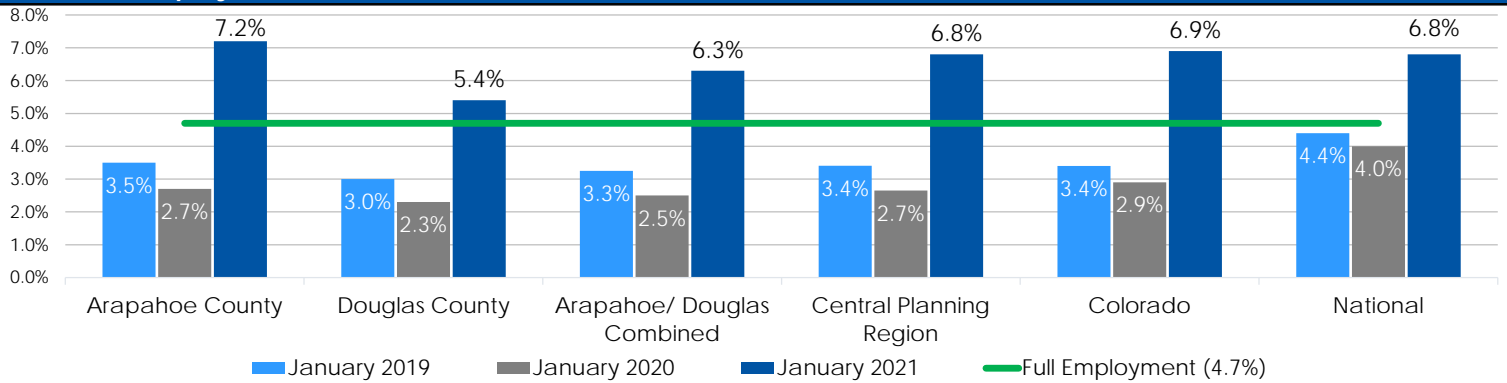


Annual Unemployment Rates

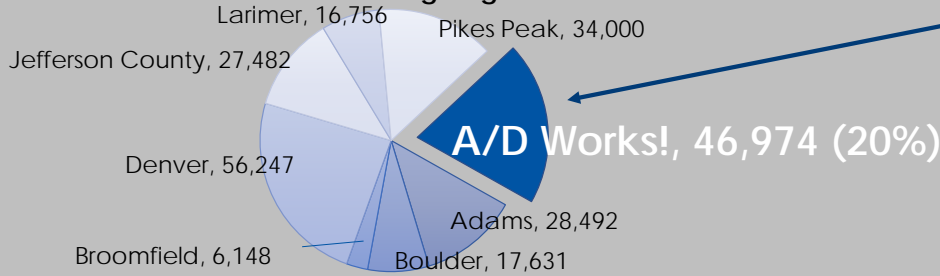


Labor Force and Unemployment Statistics (for January 2021)

	Labor Force	Employment	Unemployment
Arapahoe County	370,563	343,973	26,590
Douglas County	197,257	186,681	10,576
Arapahoe/Douglas Combined	567,820	530,654	37,166
Central Planning Region	2,426,129	2,258,673	167,456
Colorado	3,170,455	2,952,250	218,205
National	159,234,000	148,383,000	10,851,000

Source: Bureau of Labor Statistics (Not Seasonally Adjusted)

Connecting Colorado Job Seeker Registrations by Central Planning Region*

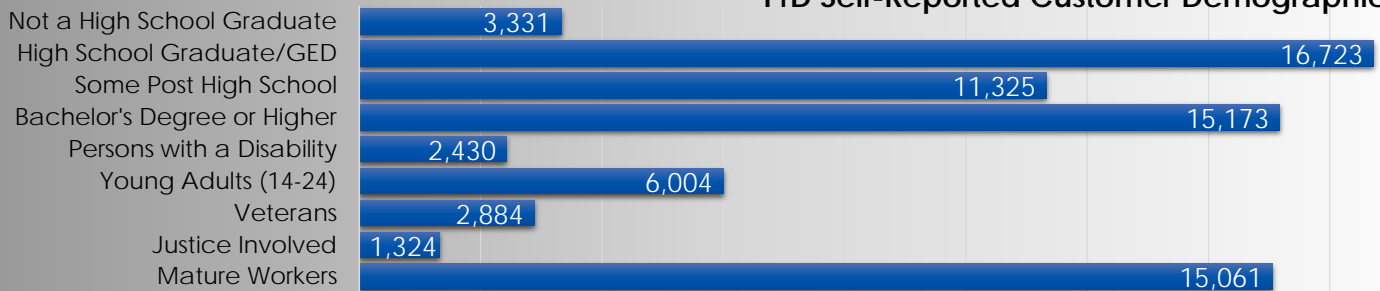


*Total: 233,730

Job Seeker Breakdown by CUWA Region

Arapahoe	59.20%
Douglas	24.58%
Adams	6.23%
Denver	5.70%
Jefferson	1.86%
El Paso/Teller	0.57%
Boulder	0.22%
Larimer	0.21%
Weld	0.19%
Mesa	0.06%
Non-CUWA	1.18%

YTD Self-Reported Customer Demographics



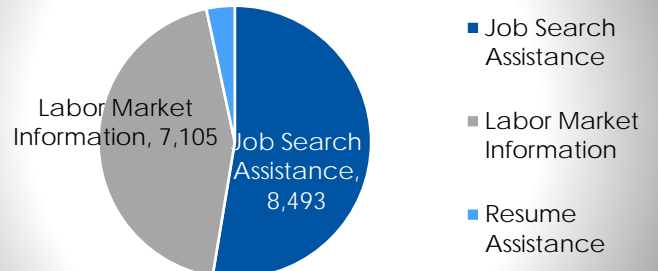
Agency Workforce Volume*

■ Cumulative — Unique



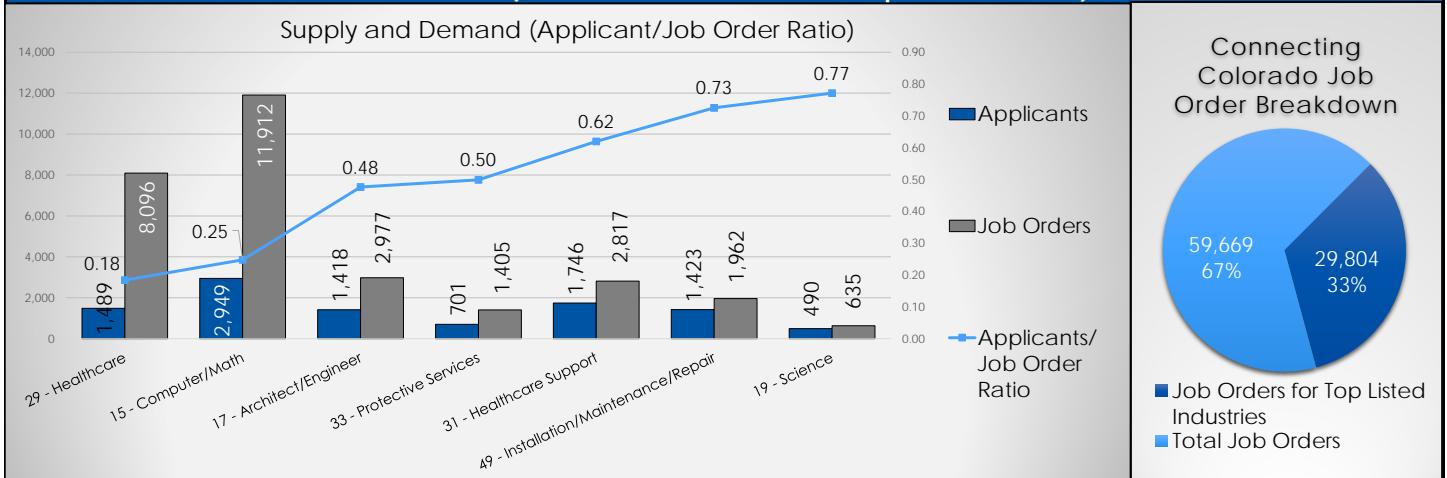
YTD Primary Career Services Provided

Resume Assistance, 542

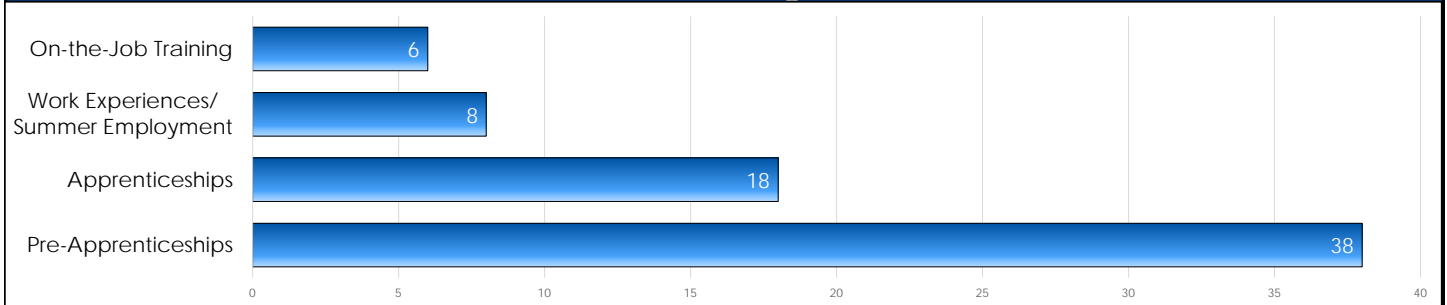


*Inclusive of all locations (Altura, Centennial, CentrePoint, and Littleton).

Job Orders (Business & Economic Development Services)



Work-Based Learning Activities



Performance Measures

Measure	Local Area Performance	Local Area Standard	Analysis
Adult: Employment Rate 2nd Quarter After Exit	66.67%	75.08%	88.79%
Adult: Median Earning 2nd Quarter After Exit	\$7,126.00	\$7,600.00	93.76%
Dislocated Worker: Employment Rate 2nd Quarter After Exit	68.37%	74.50%	91.77%
Dislocated Worker: Median Earning 2nd Quarter After Exit	\$13,711.00	\$10,000.00	137.11%
Youth & Young Adult: Employment Rate 2nd Quarter After Exit	68.25%	67.50%	101.12%
Youth & Young Adult: Median Earning 2nd Quarter After Exit	\$4,300.00	\$4,100.00	104.88%
Wagner-Peyser: Employment Rate 2nd Quarter After Exit	65.39%	57.00%	114.72%
Wagner-Peyser: Median Earning 2nd Quarter After Exit	\$6,791.00	\$5,600.00	121.27%
Temporary Assistance for Needy Families (TANF): Caseload	1,254	804	155.97%
TANF: Entered Employment (Cumulative Goal of 40%)*	27.02%	24.36%	110.92%
Employment First (Arapahoe County): Caseload**	249	252	113.34%
Employment First (Arapahoe County): Placements**	41	50	110.71%
Employment First (Douglas County): Caseload**	193	105	183.81%
Employment First (Douglas County): Placements**	42	21	200.00%
Parents to Work: Caseload	166	168	99.10%
Parents to Work: Placements	52	84	62.09%

*January 2021 / **Results for Employment First Programs (Arapahoe and Douglas) are based on Fiscal Year (October 1 to September 30).

Average Wages by Earnings Quintile

