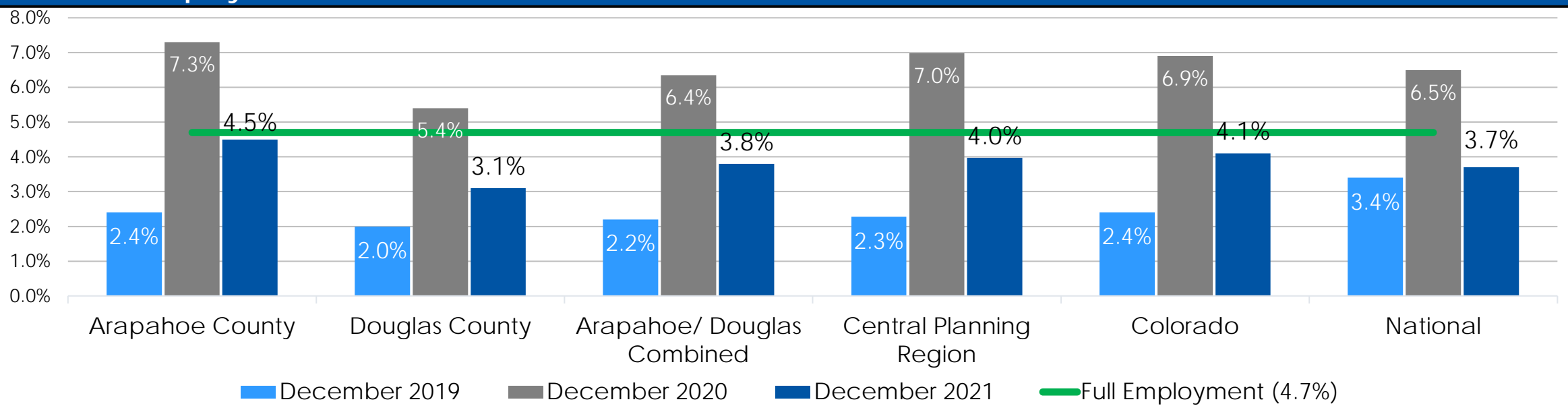


**Annual Unemployment Rates**

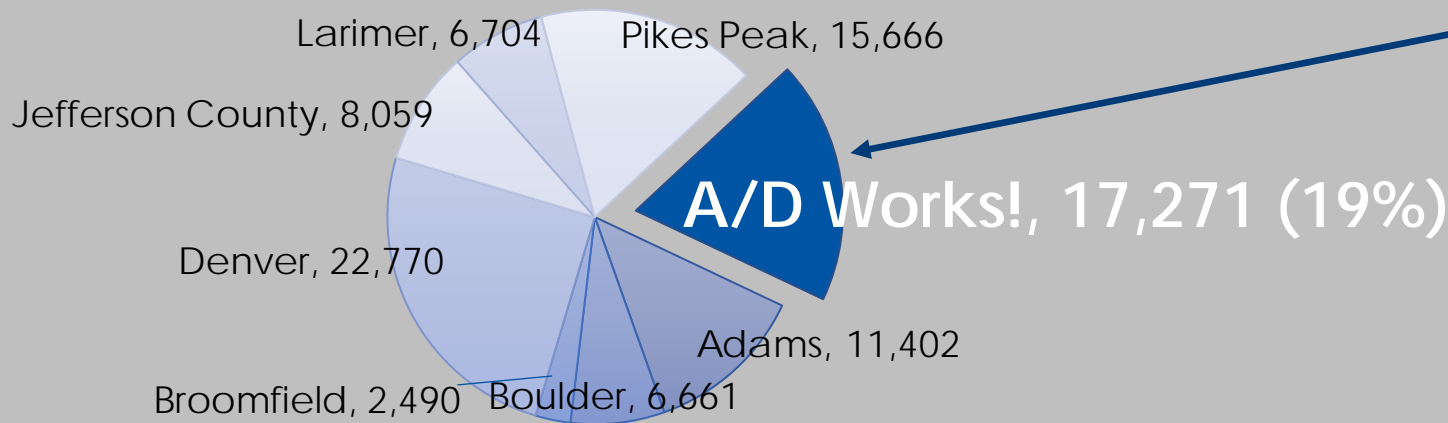


**Labor Force and Unemployment Statistics (for December 2021)**

	Labor Force	Employment	Unemployment
Arapahoe County	378,546	361,603	16,943
Douglas County	202,486	196,209	6,277
Arapahoe/Douglas Combined	581,032	557,812	23,220
Central Planning Region	2,477,676	2,375,856	101,820
Colorado	3,227,853	3,094,440	133,413
National	161,696,000	155,732,000	5,964,000

Source: Bureau of Labor Statistics (Not Seasonally Adjusted)

**Connecting Colorado Job Seeker Registrations by Central Planning Region\***



**Job Seeker Breakdown by CUWA Region**

Arapahoe	57.89%
Douglas	21.95%
Denver	7.47%
Adams	7.05%
Jefferson	2.15%
El Paso/Teller	0.95%
Boulder	0.37%
Larimer	0.29%
Weld	0.21%
Non-CUWA	1.67%

\*Total: 91,023

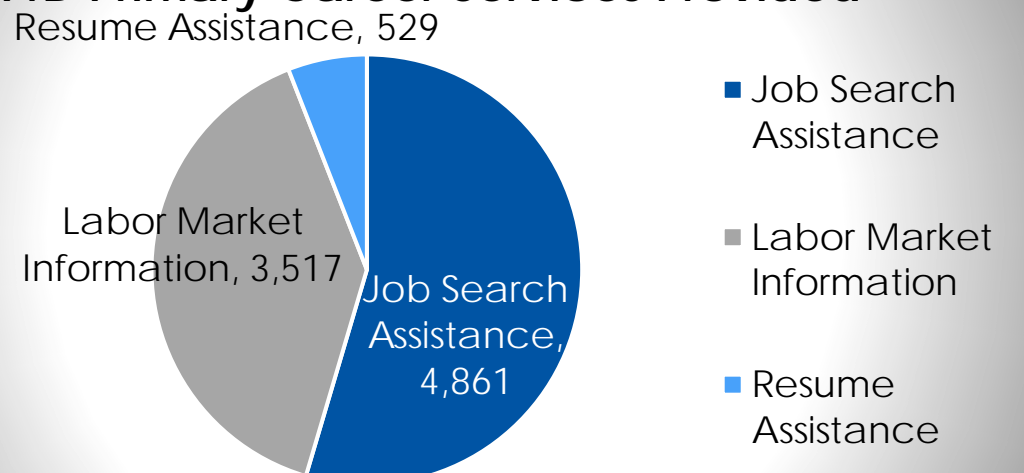
**YTD Self-Reported Customer Demographics**



**Agency Workforce Volume\***



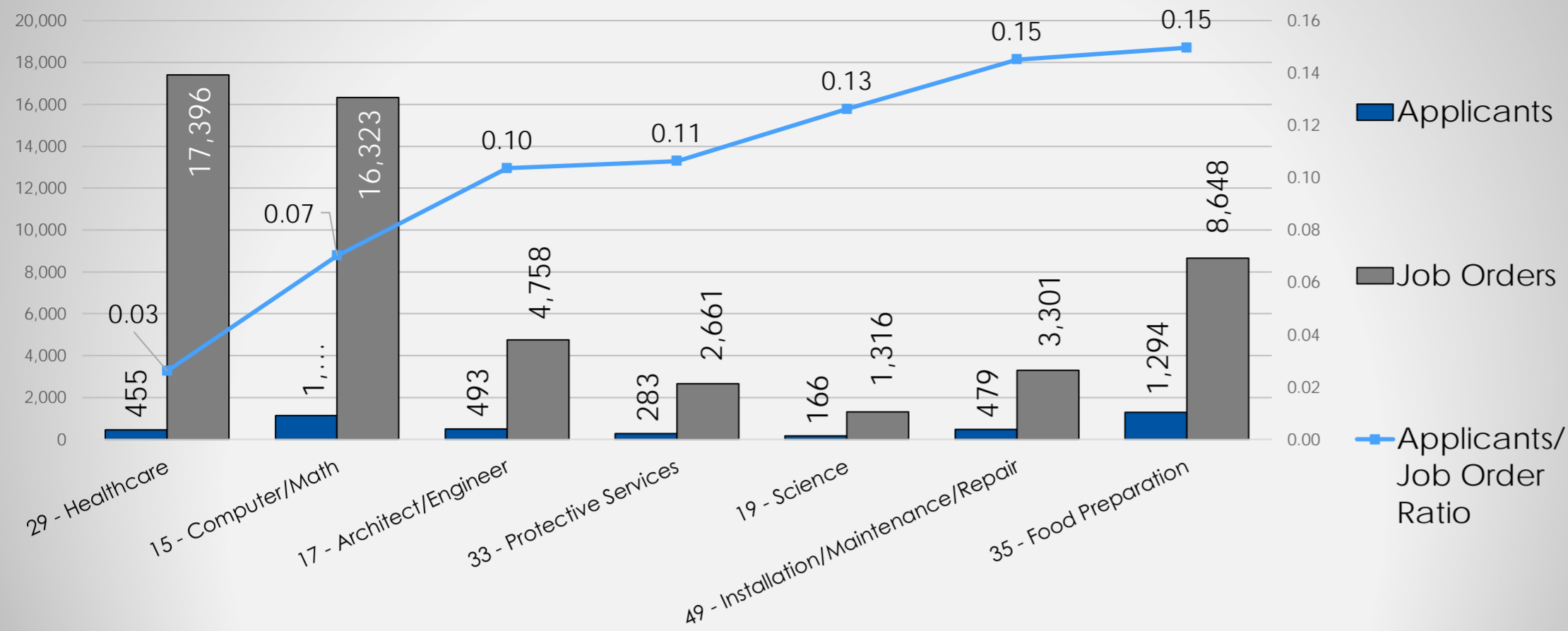
**YTD Primary Career Services Provided**



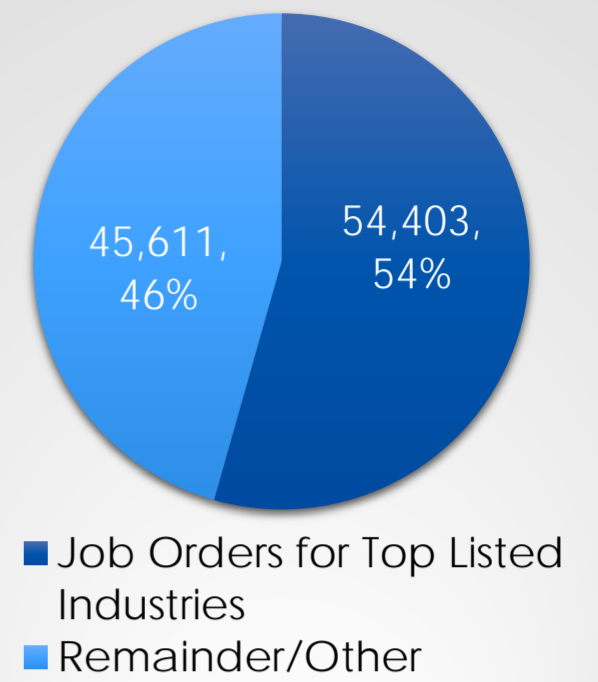
\*Inclusive of all locations (Altura, Centennial, CentrePoint, and Littleton).

## Job Orders (Business & Economic Development Services)

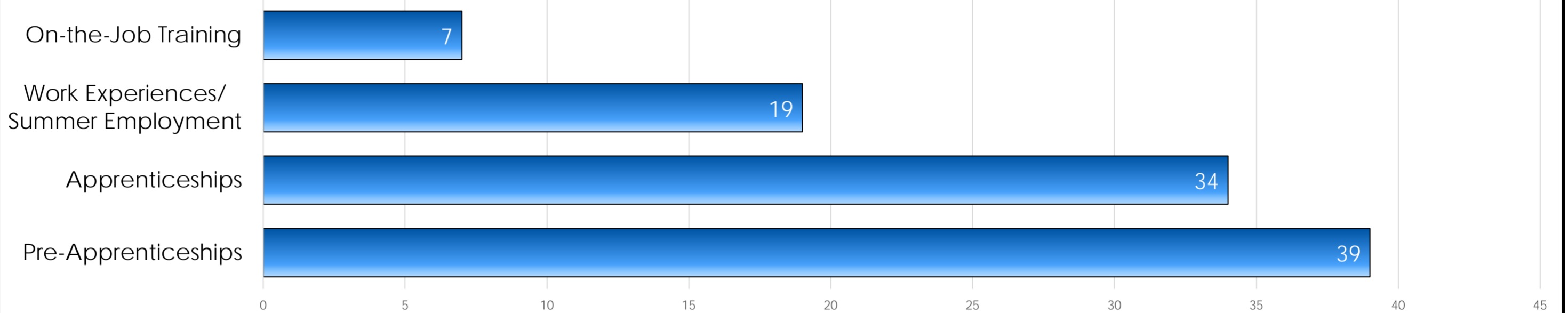
### Supply and Demand (Applicant/Job Order Ratio)



### Connecting Colorado Job Order Breakdown



## Work-Based Learning Activities



## Performance Measures

Measure	Local Area Performance	Local Area Standard	Analysis
Adult: Employment Rate 2nd Quarter After Exit	29.84%	75.08%	39.75%
Adult: Median Earning 2nd Quarter After Exit	\$7,445.00	\$7,600.00	97.96%
Dislocated Worker: Employment Rate 2nd Quarter After Exit	51.22%	74.50%	68.75%
Dislocated Worker: Median Earning 2nd Quarter After Exit	\$14,672.00	\$10,000.00	146.72%
Youth & Young Adult: Employment Rate 2nd Quarter After Exit	26.17%	67.50%	38.78%
Youth & Young Adult: Median Earning 2nd Quarter After Exit	\$5,972.00	\$4,100.00	145.66%
Wagner-Peyser: Employment Rate 2nd Quarter After Exit	65.39%	57.00%	114.72%
Wagner-Peyser: Median Earning 2nd Quarter After Exit	\$6,791.00	\$5,600.00	121.27%
Temporary Assistance for Needy Families (TANF): Caseload	1,251	804	155.60%
TANF: Entered Employment (Cumulative Goal of 40%)*	30.40%	27.40%	110.95%
Employment First (Arapahoe County): Caseload**	1,065	420	253.57%
Employment First (Arapahoe County): Placements**	197	105	187.62%
Employment First (Douglas County): Caseload**	114	105	108.57%
Employment First (Douglas County): Placements**	46	21	219.05%
Parents to Work: Caseload	167	168	99.70%
Parents to Work: Placements	51	54	95.15%

\*January 2022 / \*\*Results for Employment First Programs (Arapahoe and Douglas) are based on Fiscal Year (October 1 to September 30).

## Average Wages by Earnings Quintile



5th Quintile (>\$60.99/hr)  
 4th Quintile (\$37.28-\$60.99/hr)  
 3rd Quintile (\$22.65-\$37.28/hr)  
 2nd Quintile (\$11.85 - \$22.65/hr)  
 1st Quintile (<\$11.85/hr)  
 Arapahoe/Douglas Works! Program Average Wage of Placement is \$23.70 (2nd Quintile).