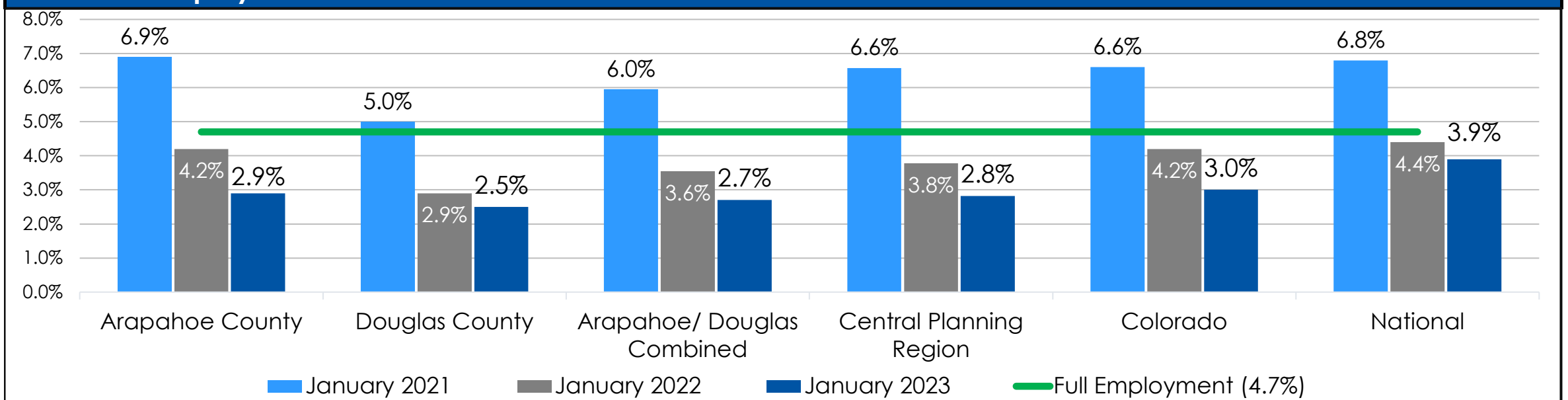


Annual Unemployment Rates

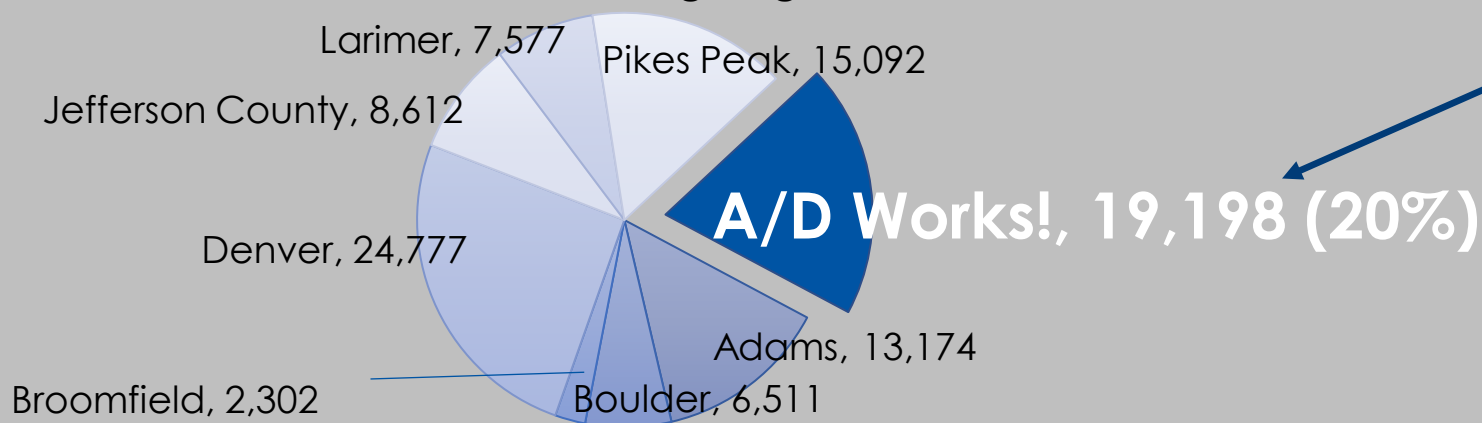


Labor Force and Unemployment Statistics (January 2023)

	Labor Force	Employment	Unemployment
Arapahoe County	377,681	366,572	11,109
Douglas County	209,308	204,023	5,285
Arapahoe/Douglas Combined	586,989	570,595	16,394
Central Planning Region	2,495,370	2,422,255	73,115
Colorado	3,215,870	3,119,189	96,681
National	165,070,000	158,692,000	6,378,000

Source: Bureau of Labor Statistics (Not Seasonally Adjusted)

Connecting Colorado Job Seeker Registrations by Central Planning Region*

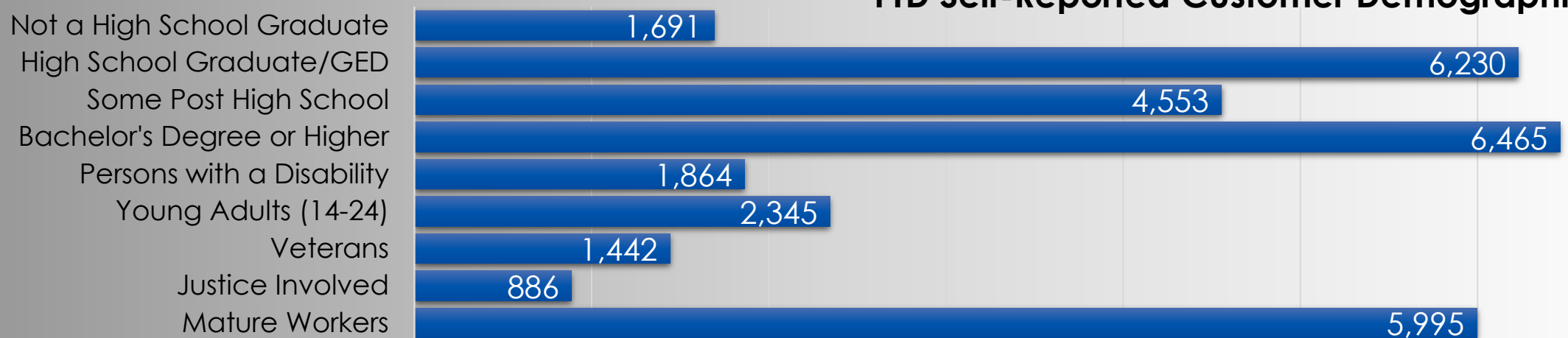


Job Seeker Breakdown by CUWA Region

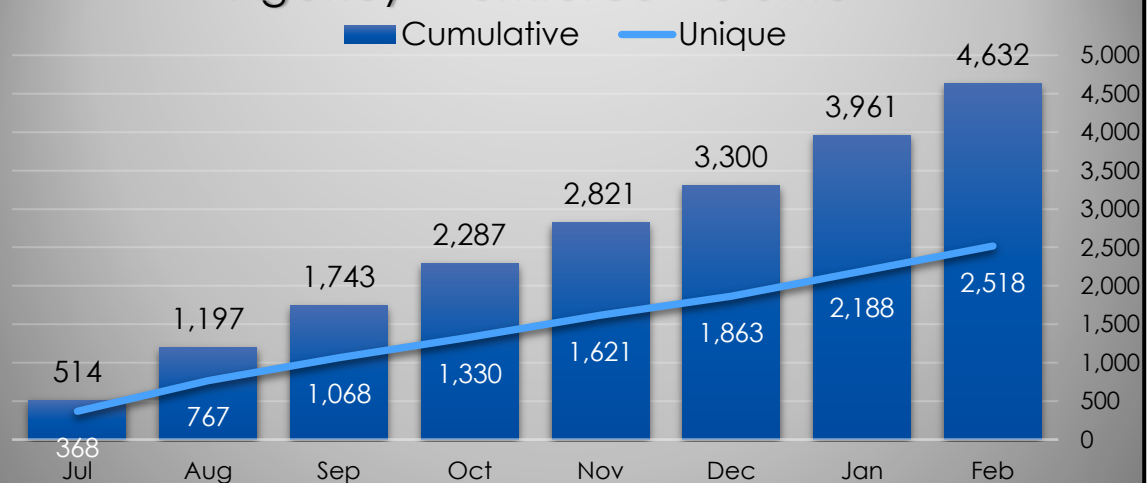
Arapahoe	55.35%
Douglas	24.55%
Denver	7.41%
Adams	6.92%
Jefferson	2.44%
El Paso/Teller	0.81%
Weld	0.37%
Larimer	0.32%
Boulder	0.29%
Non-CUWA	1.54%

*Total: 97,243

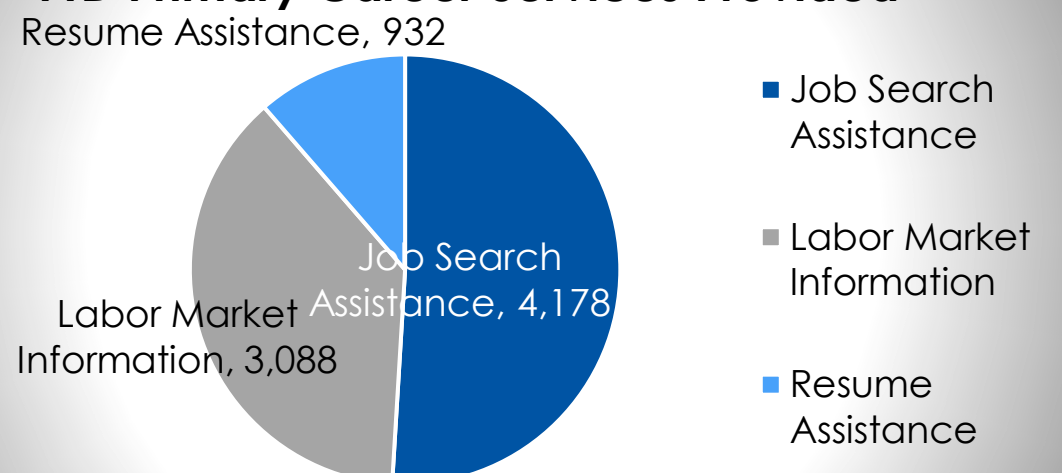
YTD Self-Reported Customer Demographics



Agency Workforce Volume*



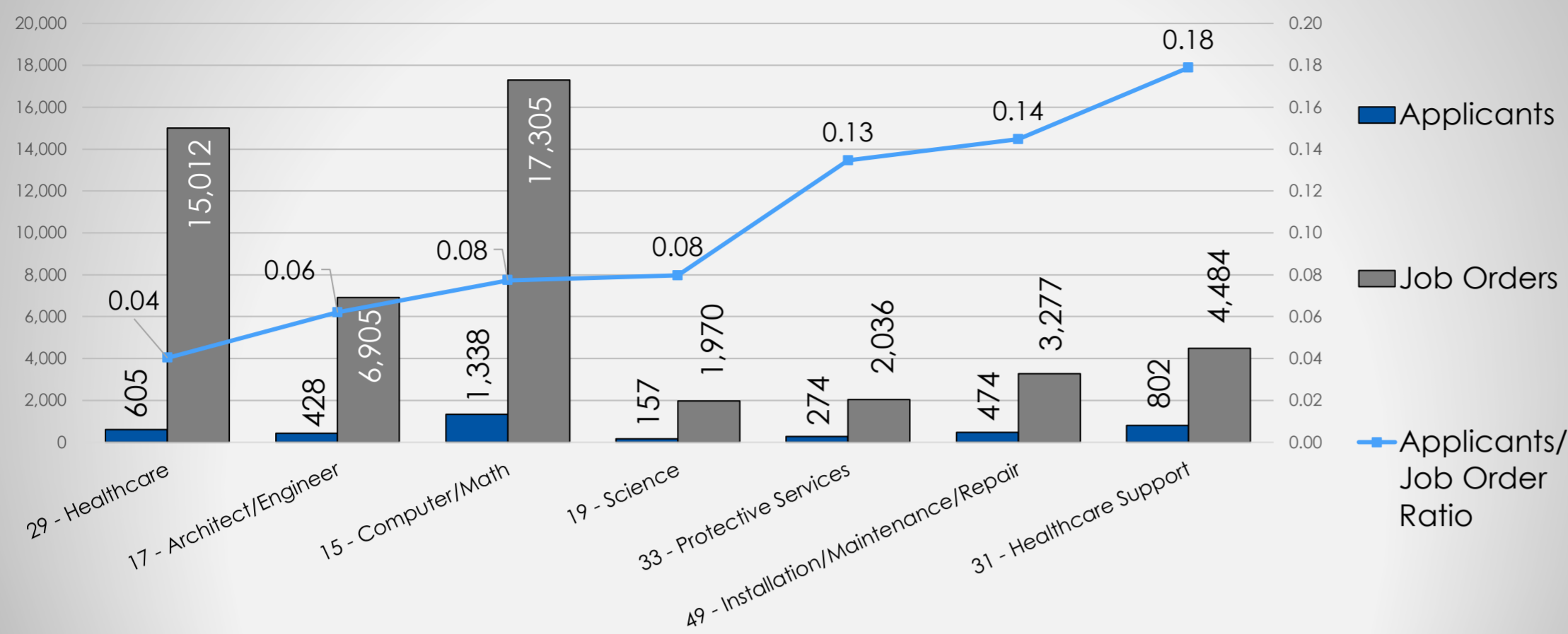
YTD Primary Career Services Provided



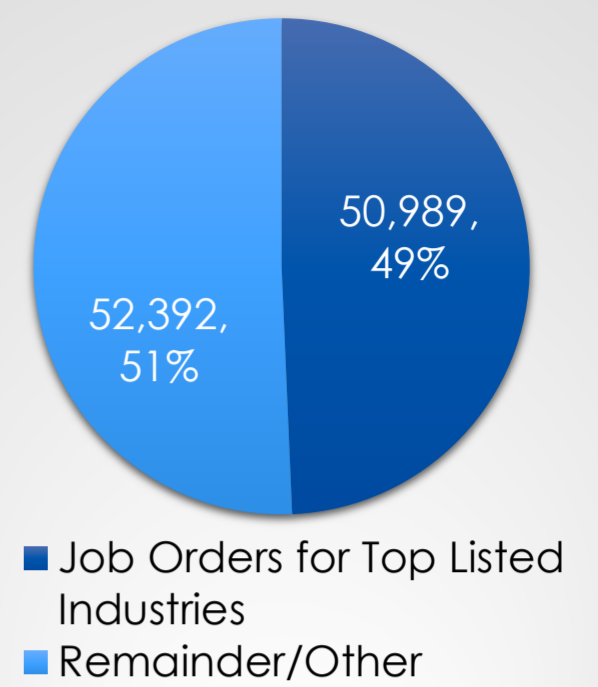
*Inclusive of all locations (Altura, Centennial, CentrePoint, and Littleton).

Job Orders (Business & Economic Development Services)

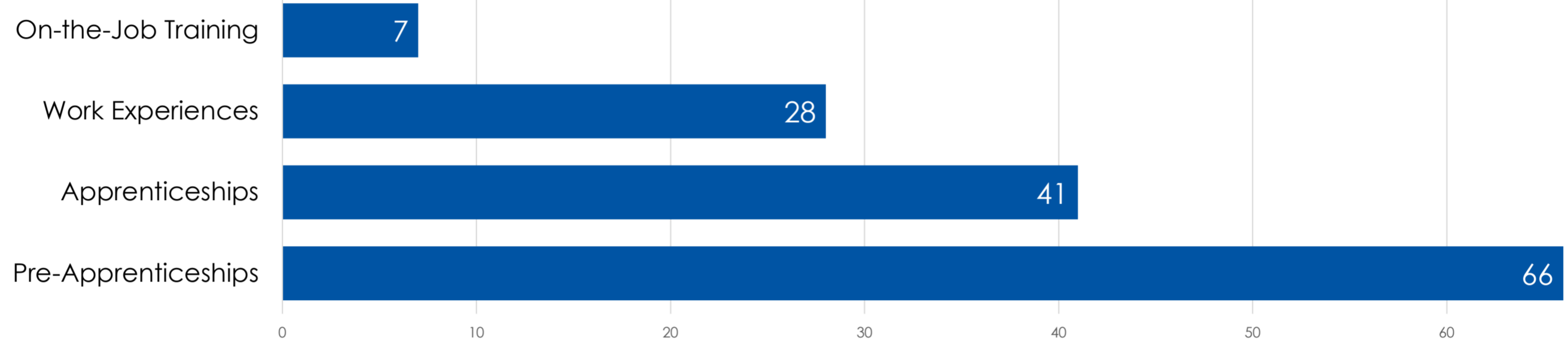
Supply and Demand (Applicant/Job Order Ratio)



Connecting Colorado Job Order Breakdown



Work-Based Learning Activities



Performance Measures

Measure	Local Area Performance	Local Area Standard	Analysis
Adult: Employment Rate 2nd Quarter After Exit	64.07%	75.08%	85.34%
Adult: Median Earning 2nd Quarter After Exit	\$7,878.00	\$7,600.00	103.66%
Dislocated Worker: Employment Rate 2nd Quarter After Exit	67.26%	74.50%	90.28%
Dislocated Worker: Median Earning 2nd Quarter After Exit	\$12,844.00	\$10,000.00	128.44%
Youth & Young Adult: Employment Rate 2nd Quarter After Exit	73.02%	67.50%	108.17%
Youth & Young Adult: Median Earning 2nd Quarter After Exit	\$4,852.00	\$4,100.00	118.34%
Wagner-Peyser: Employment Rate 2nd Quarter After Exit	55.93%	55.00%	101.69%
Wagner-Peyser: Median Earning 2nd Quarter After Exit	\$7,999.00	\$6,200.00	129.02%
Temporary Assistance for Needy Families (TANF): Caseload	2,717	1,072	253.45%
TANF: Entered Employment (Cumulative Goal of 40%)*	26.43%	27.40%	96.46%
Employment First (Arapahoe County): Caseload**	854	420	203.33%
Employment First (Arapahoe County): Placements**	261	105	248.57%
Employment First (Douglas County): Caseload**	164	105	156.19%
Employment First (Douglas County): Placements**	166	21	790.48%
Parents to Work: Caseload	157	168	93.73%
Parents to Work: Placements	76	54	141.79%

*January 2023 / **Results for Employment First Programs (Arapahoe and Douglas) are based on Fiscal Year (October 1 to September 30).

Average Wages by Earnings Quintile



Arapahoe/Douglas Works! Program Average Wage of Placement is \$21.43 (2nd Quintile).