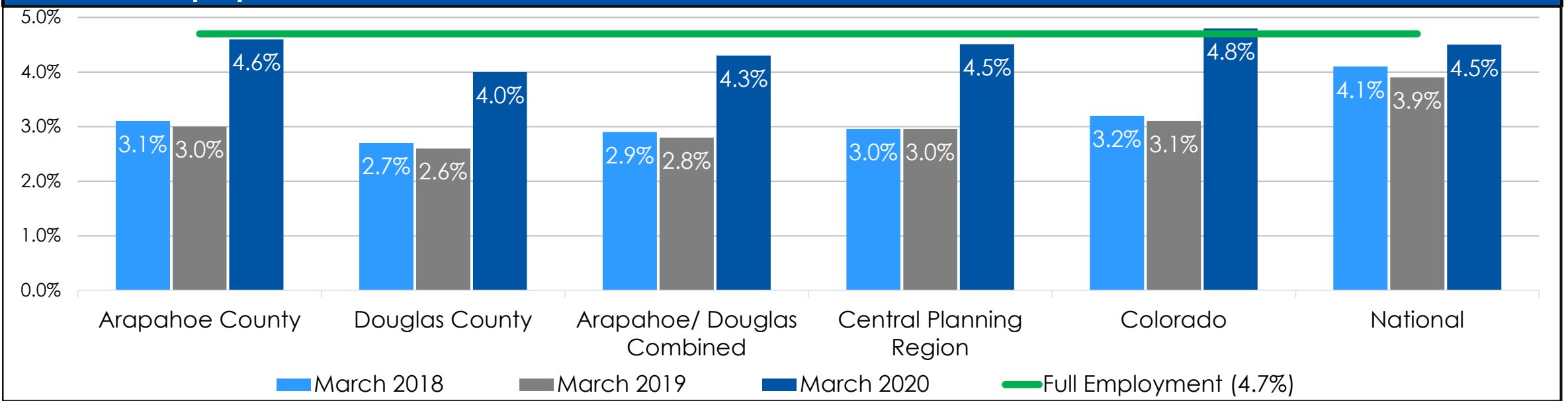


Annual Unemployment Rates

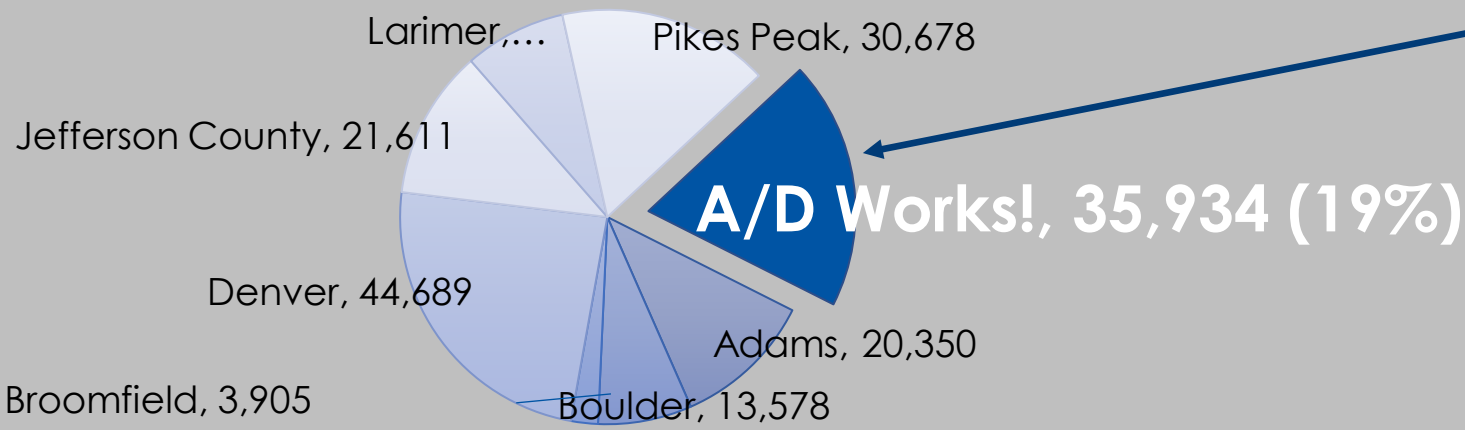


Labor Force and Unemployment Statistics (for March 2020)

	Labor Force	Employment	Unemployment
Arapahoe County	368,716	351,636	17,080
Douglas County	195,564	187,775	7,789
Arapahoe/Douglas Combined	564,280	539,411	24,869
Central Planning Region	2,407,783	2,295,723	112,060
Colorado	3,129,300	2,979,196	150,104
National	162,537,000	155,167,000	7,370,000

Source: Bureau of Labor Statistics (Not Seasonally Adjusted)

Connecting Colorado Job Seeker Registrations by Central Planning Region*

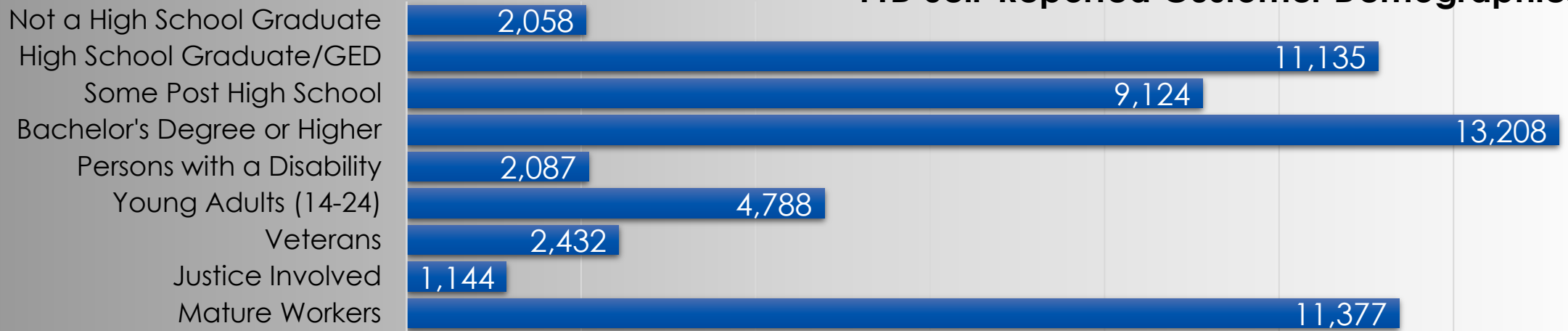


*Total: 185,485

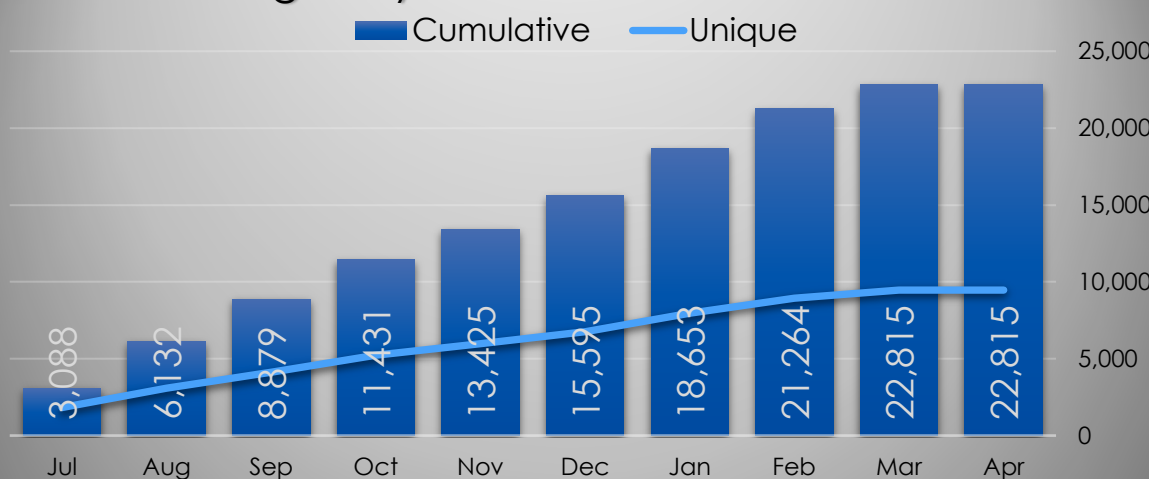
Job Seeker Breakdown by CUWA Region

Arapahoe	56.52%
Douglas	27.94%
Adams	5.87%
Denver	5.74%
Jefferson	2.20%
El Paso/Teller	0.45%
Weld	0.19%
Boulder	0.13%
Larimer	0.10%
Mesa	0.07%
Non-CUWA	0.79%

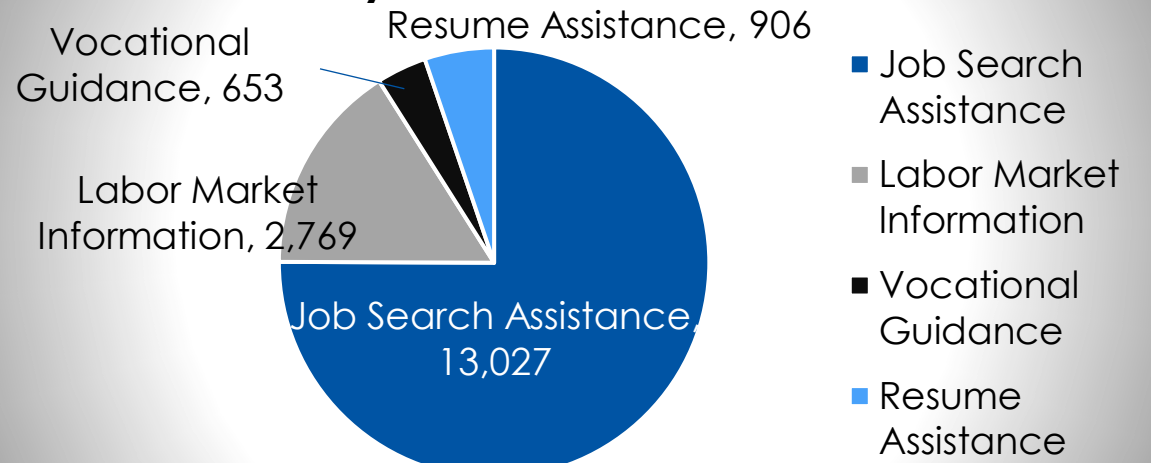
YTD Self-Reported Customer Demographics



Agency Workforce Volume*

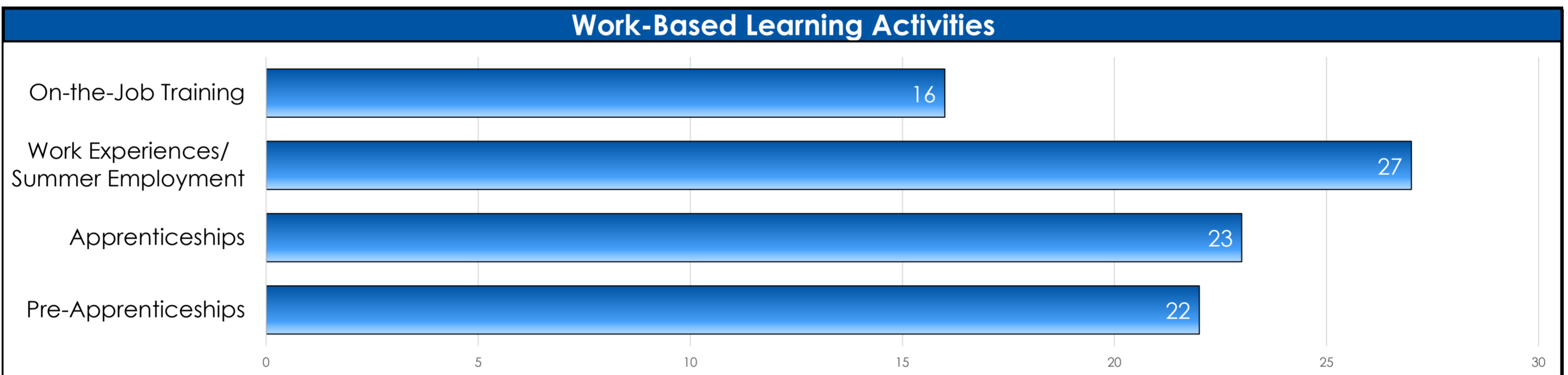
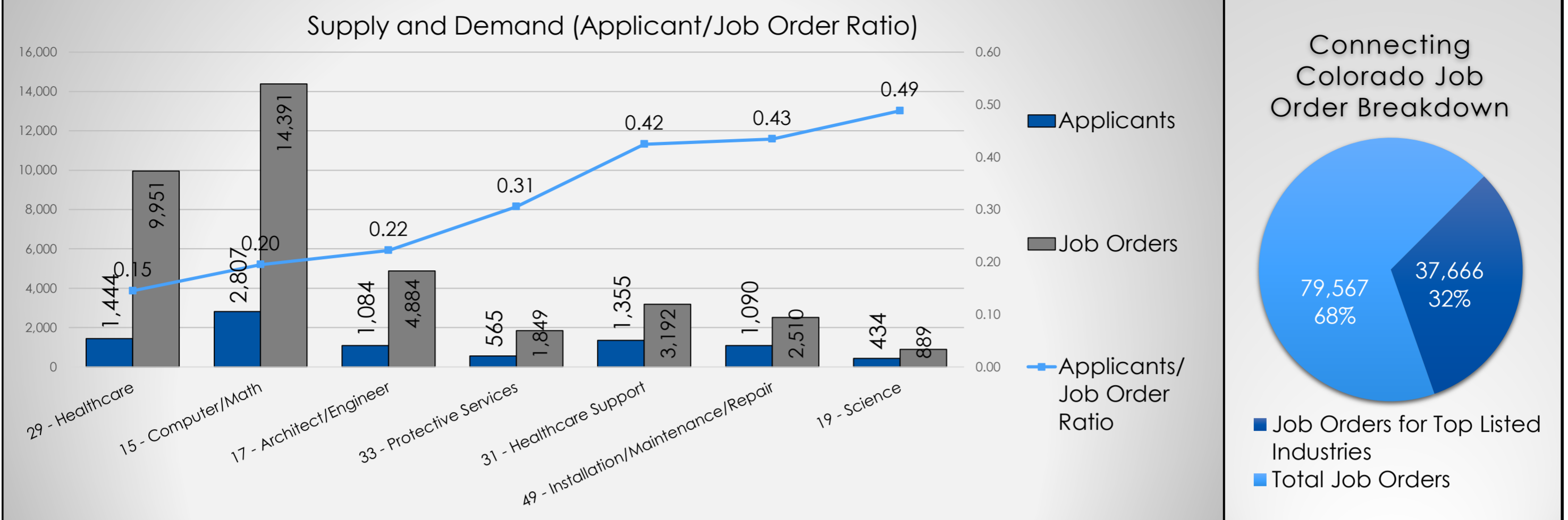


YTD Primary Career Services Provided



*Inclusive of all locations (Altura, Centennial, CentrePoint, and Littleton).

Job Orders (Business & Economic Development Services)



Measure	Local Area Performance	Local Area Standard	Analysis
Adult: Employment Rate 2nd Quarter After Exit	75.49%	82.70%	91.28%
Adult: Median Earning 2nd Quarter After Exit	\$7,823.00	\$7,200.00	108.65%
Dislocated Worker: Employment Rate 2nd Quarter After Exit	75.00%	80.30%	93.40%
Dislocated Worker: Median Earning 2nd Quarter After Exit	\$11,546.00	\$8,913.00	129.54%
Youth & Young Adult: Employment Rate 2nd Quarter After Exit	64.75%	70.70%	91.59%
Youth & Young Adult: Median Earning 2nd Quarter After Exit	\$3,919.00	\$0.00	N/A
Wagner-Peyser: Employment Rate 2nd Quarter After Exit	65.39%	61.10%	107.02%
Wagner-Peyser: Median Earning 2nd Quarter After Exit	\$6,791.00	\$5,192.00	130.80%
Temporary Assistance for Needy Families (TANF): Caseload*	1,317	900	146.33%
TANF: Entered Employment (Cumulative Goal of 40%)*	34.45%	36.53%	94.31%
Employment First (Arapahoe County): Caseload*	2,057	2,160	113.34%
Employment First (Arapahoe County): Placements*	945	900	110.71%
Employment First (Douglas County): Caseload*	419	450	93.11%
Employment First (Douglas County): Placements*	92	113	81.78%
Parents to Work: Caseload	202	208	97.35%
Parents to Work: Placements	94	104	90.60%

*For March 2020

