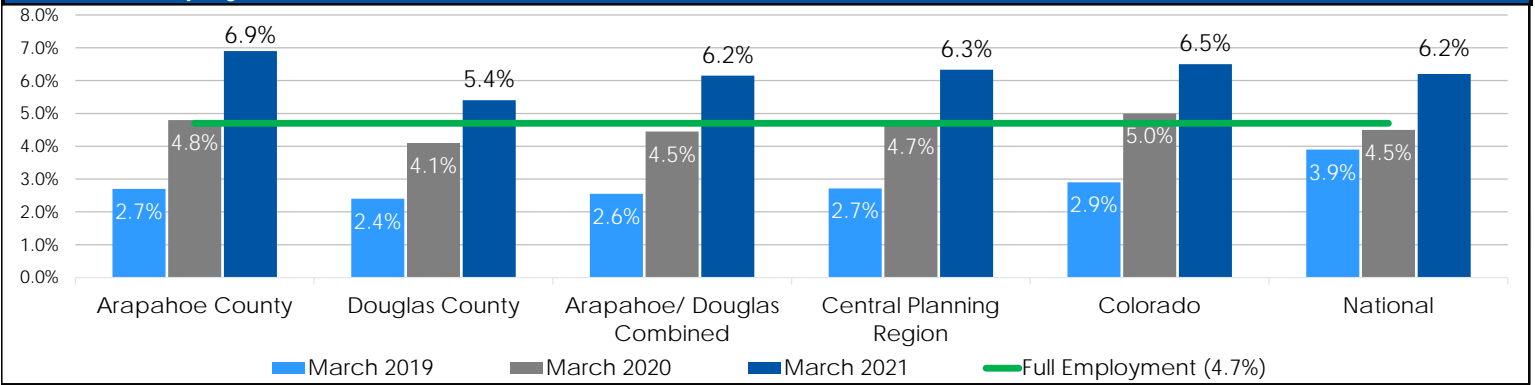


Annual Unemployment Rates

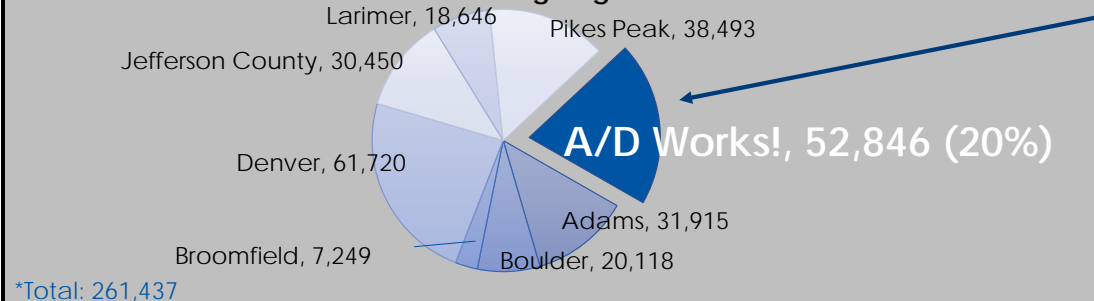


Labor Force and Unemployment Statistics (for March 2021)

	Labor Force	Employment	Unemployment
Arapahoe County	370,073	344,705	25,368
Douglas County	197,649	186,993	10,656
Arapahoe/Douglas Combined	567,722	531,698	36,024
Central Planning Region	2,425,235	2,266,630	158,605
Colorado	3,156,337	2,950,018	206,319
National	160,397,000	150,493,000	9,905,000

Source: Bureau of Labor Statistics (Not Seasonally Adjusted)

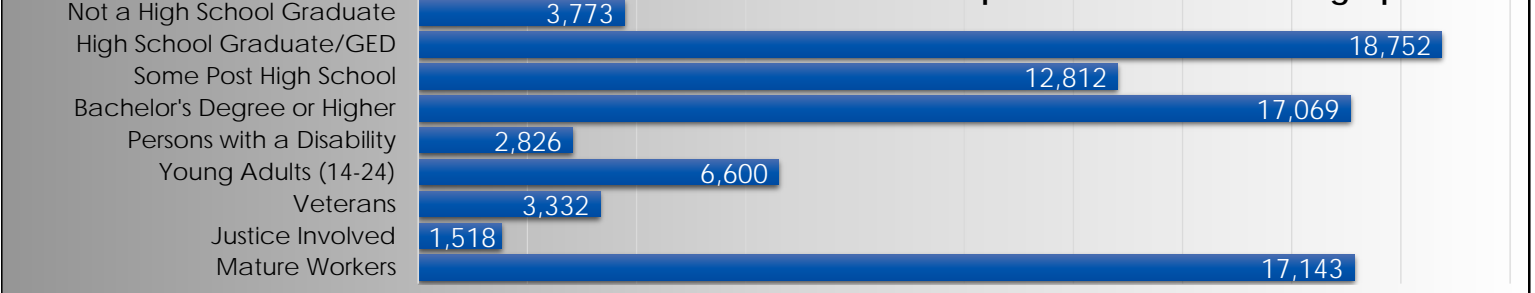
Connecting Colorado Job Seeker Registrations by Central Planning Region*



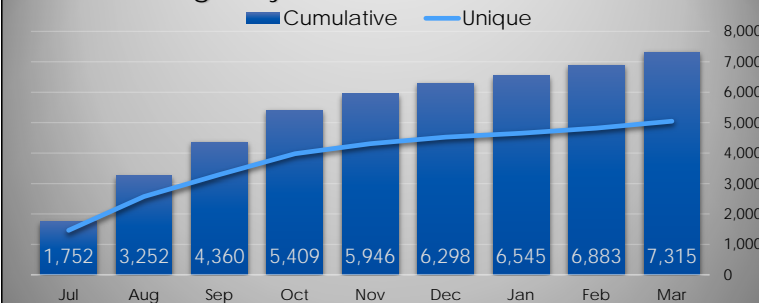
Job Seeker Breakdown by CUWA Region

Arapahoe	58.82%
Douglas	24.23%
Adams	6.38%
Denver	5.99%
Jefferson	1.92%
El Paso/Teller	0.61%
Larimer	0.24%
Boulder	0.22%
Weld	0.19%
Mesa	0.06%
Non-CUWA	1.34%

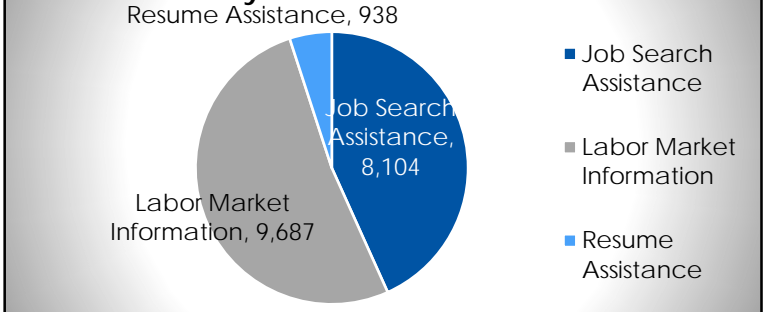
YTD Self-Reported Customer Demographics



Agency Workforce Volume*

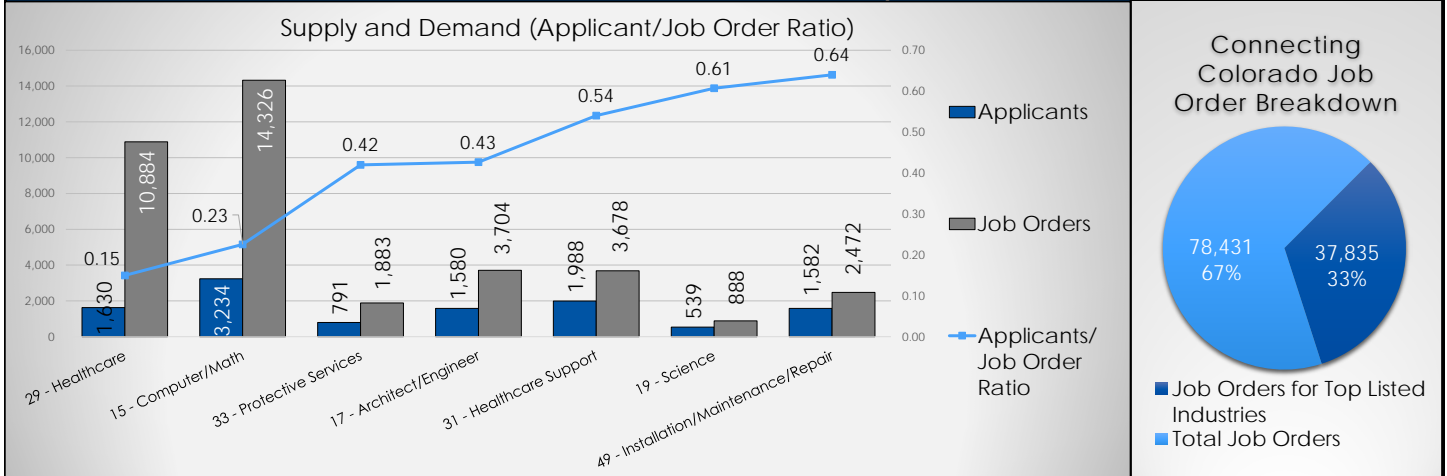


YTD Primary Career Services Provided

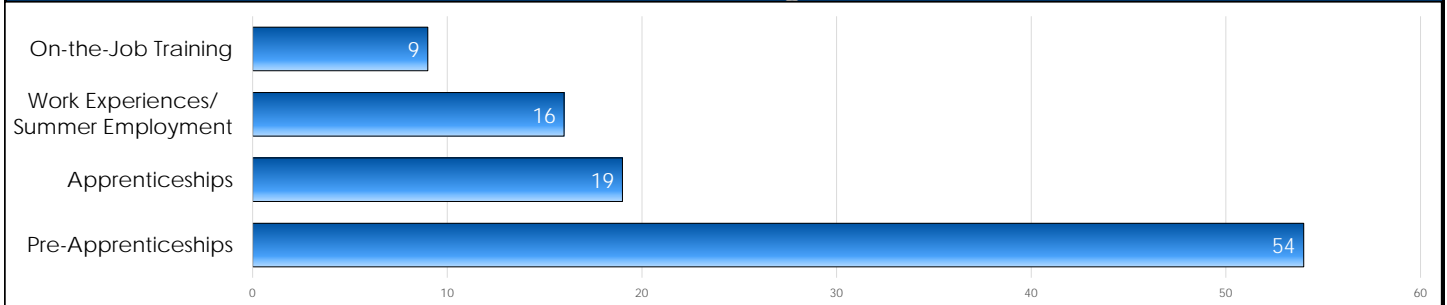


*Inclusive of all locations (Altura, Centennial, CentrePoint, and Littleton).

Job Orders (Business & Economic Development Services)



Work-Based Learning Activities



Performance Measures

Measure	Local Area Performance	Local Area Standard	Analysis
Adult: Employment Rate 2nd Quarter After Exit	67.84%	75.08%	90.36%
Adult: Median Earning 2nd Quarter After Exit	\$6,584.00	\$7,600.00	86.63%
Dislocated Worker: Employment Rate 2nd Quarter After Exit	68.00%	74.50%	91.28%
Dislocated Worker: Median Earning 2nd Quarter After Exit	\$13,838.00	\$10,000.00	138.38%
Youth & Young Adult: Employment Rate 2nd Quarter After Exit	71.57%	67.50%	106.03%
Youth & Young Adult: Median Earning 2nd Quarter After Exit	\$4,388.00	\$4,100.00	107.02%
Wagner-Peyser: Employment Rate 2nd Quarter After Exit	65.39%	57.00%	114.72%
Wagner-Peyser: Median Earning 2nd Quarter After Exit	\$6,791.00	\$5,600.00	121.27%
Temporary Assistance for Needy Families (TANF): Caseload	1,376	996	138.15%
TANF: Entered Employment (Cumulative Goal of 40%)*	30.61%	28.82%	106.21%
Employment First (Arapahoe County): Caseload**	753	348	113.34%
Employment First (Arapahoe County): Placements**	79	70	110.71%
Employment First (Douglas County): Caseload**	265	145	182.76%
Employment First (Douglas County): Placements**	56	29	193.10%
Parents to Work: Caseload	185	208	89.16%
Parents to Work: Placements	69	66	103.92%

*March 2021 / **Results for Employment First Programs (Arapahoe and Douglas) are based on Fiscal Year (October 1 to September 30).

Average Wages by Earnings Quintile

