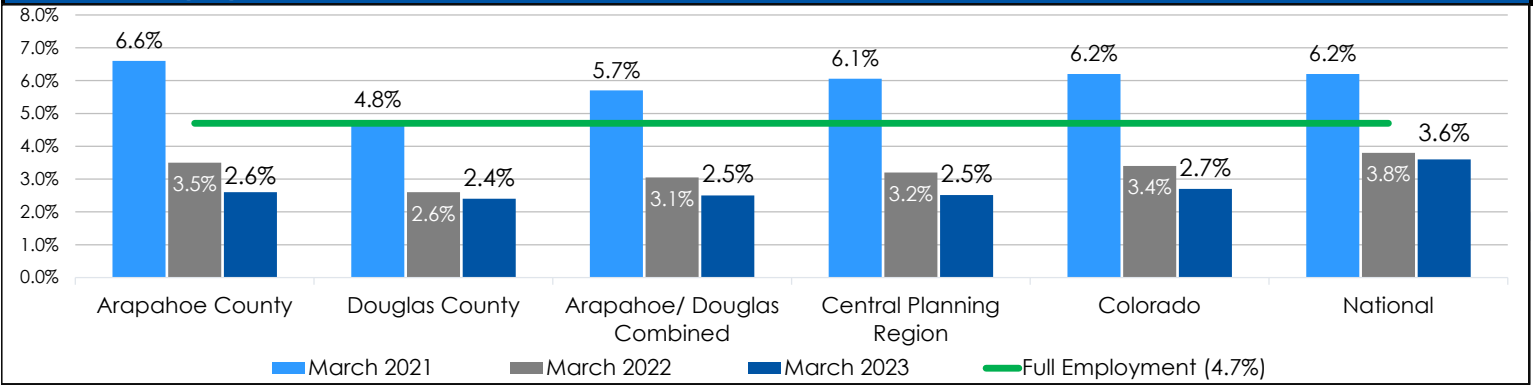


**Annual Unemployment Rates**

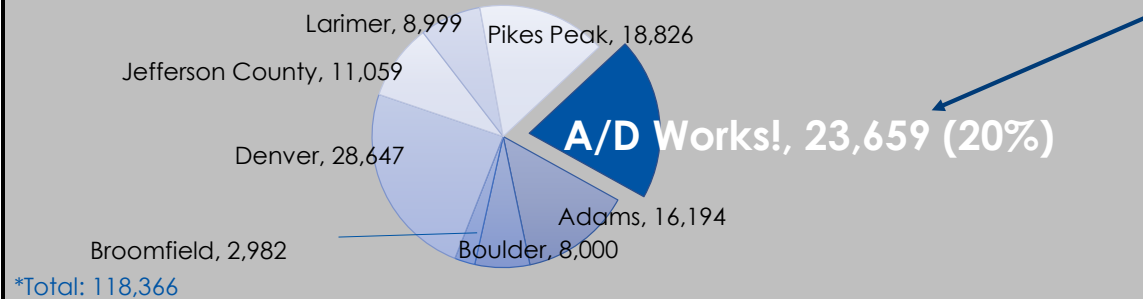


**Labor Force and Unemployment Statistics (March 2023)**

	Labor Force	Employment	Unemployment
Arapahoe County	377,130	367,139	9,991
Douglas County	209,450	204,483	4,967
Arapahoe/Douglas Combined	586,580	571,622	14,958
Central Planning Region	2,501,649	2,435,777	65,872
Colorado	3,232,622	3,146,099	86,523
National	166,783,000	160,741,000	6,043,000

Source: Bureau of Labor Statistics (Not Seasonally Adjusted)

**Connecting Colorado Job Seeker Registrations by Central Planning Region\***



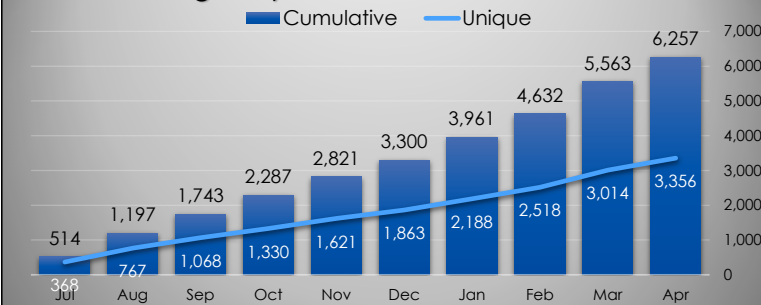
**Job Seeker Breakdown by CUWA Region**

Arapahoe	54.52%
Douglas	25.13%
Denver	7.34%
Jefferson	7.09%
Non-CUWA	2.39%
El Paso/Teller	0.90%
Weld	0.40%
Larimer	0.35%
Boulder	0.30%
Non-CUWA	1.58%

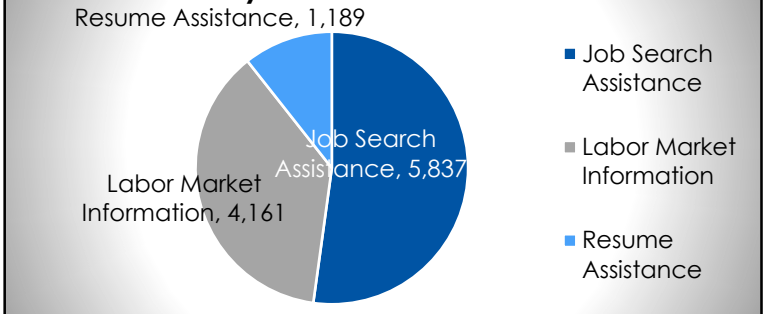
**YTD Self-Reported Customer Demographics**



**Agency Workforce Volume\***



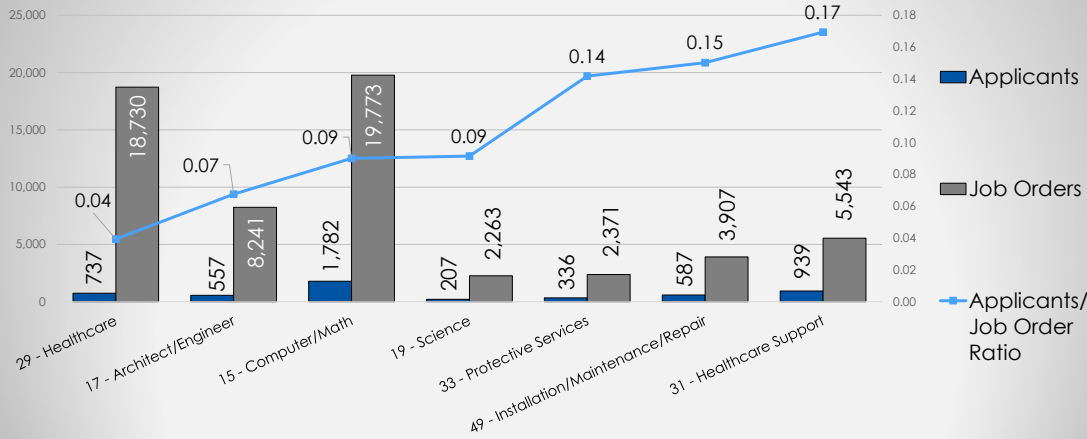
**YTD Primary Career Services Provided**



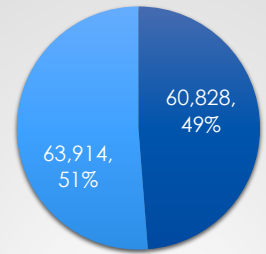
\*Inclusive of all locations (Altura, Centennial, CentrePoint, and Littleton).

## Job Orders (Business & Economic Development Services)

Supply and Demand (Applicant/Job Order Ratio)

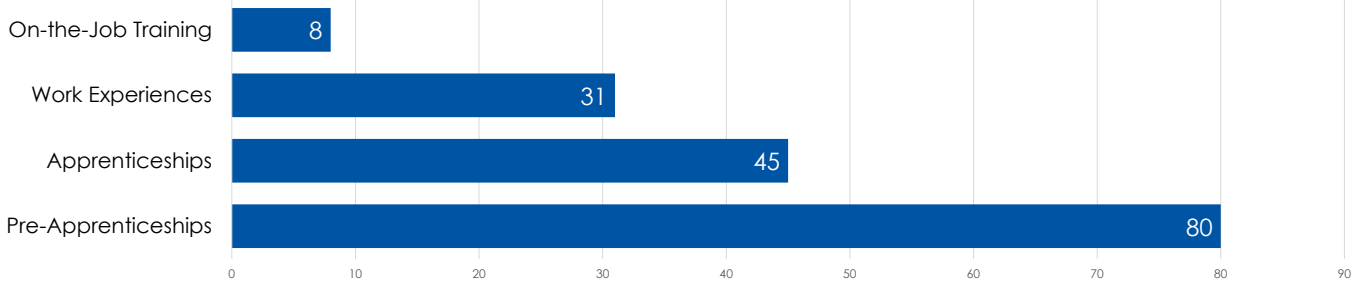


### Connecting Colorado Job Order Breakdown



■ Job Orders for Top Listed Industries  
■ Remainder/Other

## Work-Based Learning Activities



## Performance Measures

Measure	Local Area Performance	Local Area Standard	Analysis
Adult: Employment Rate 2nd Quarter After Exit	66.94%	75.08%	89.16%
Adult: Median Earning 2nd Quarter After Exit	\$7,873.00	\$7,600.00	103.59%
Dislocated Worker: Employment Rate 2nd Quarter After Exit	71.95%	74.50%	96.58%
Dislocated Worker: Median Earning 2nd Quarter After Exit	\$12,844.00	\$10,000.00	128.44%
Youth & Young Adult: Employment Rate 2nd Quarter After Exit	73.12%	67.50%	108.32%
Youth & Young Adult: Median Earning 2nd Quarter After Exit	\$4,907.00	\$4,100.00	119.68%
Wagner-Peyser: Employment Rate 2nd Quarter After Exit	58.80%	55.00%	106.90%
Wagner-Peyser: Median Earning 2nd Quarter After Exit	\$8,575.00	\$6,200.00	138.31%
Temporary Assistance for Needy Families (TANF): Caseload	2,290	1,328	172.44%
TANF: Entered Employment (Cumulative Goal of 40%)*	29.06%	30.68%	94.72%
Employment First (Arapahoe County): Caseload**	1,259	500	251.80%
Employment First (Arapahoe County): Placements**	364	125	291.20%
Employment First (Douglas County): Caseload**	219	125	175.20%
Employment First (Douglas County): Placements**	196	25	784.00%
Parents to Work: Caseload	180	208	86.75%
Parents to Work: Placements	95	66	143.07%

\*March 2023 / \*\*Results for Employment First Programs (Arapahoe and Douglas) are based on Fiscal Year (October 1 to September 30).

## Average Wages by Earnings Quintile



Arapahoe/Douglas Works! Program Average Wage of Placement is \$20.84 (2nd Quintile).