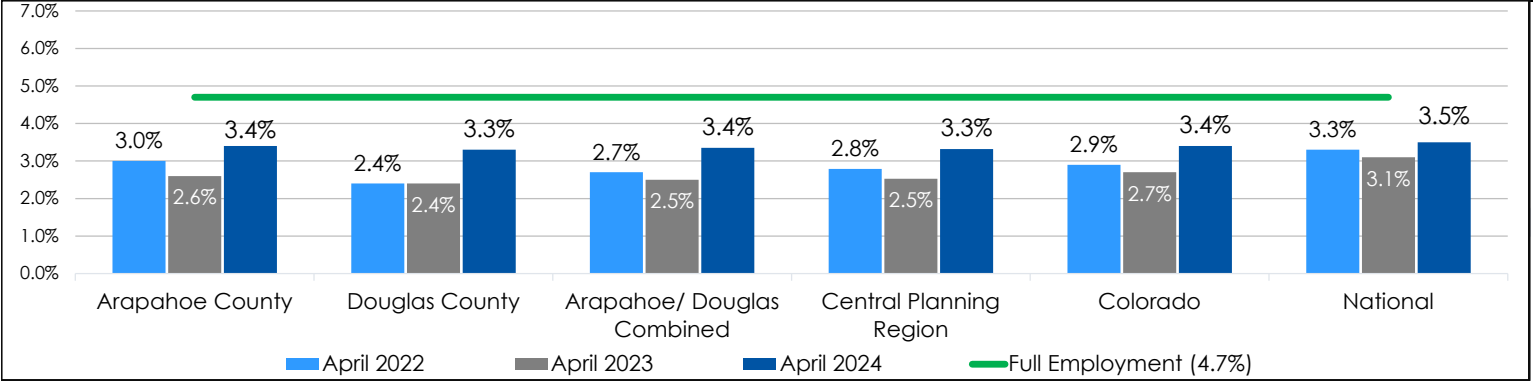


Annual Unemployment Rates

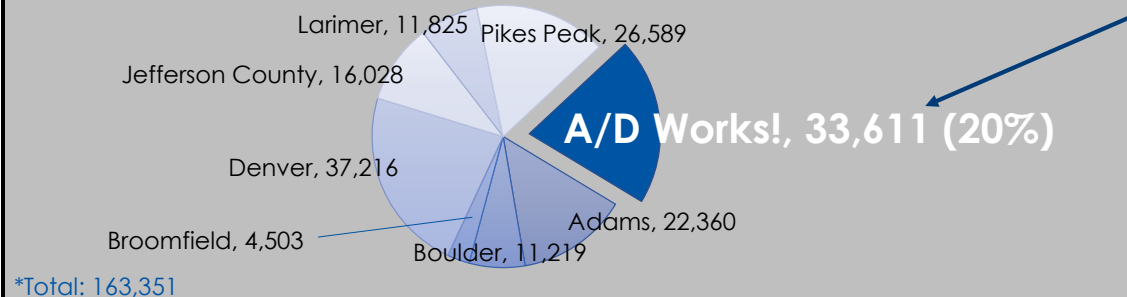


Labor Force and Unemployment Statistics (April 2024)

	Labor Force	Employment	Unemployment
Arapahoe County	374,586	361,978	12,608
Douglas County	208,257	201,487	6,770
Arapahoe/Douglas Combined	582,843	563,465	19,378
Central Planning Region	2,500,339	2,414,925	85,414
Colorado	3,222,691	3,112,637	110,054
National	167,484,000	161,590,000	5,894,000

Source: Bureau of Labor Statistics (Not Seasonally Adjusted)

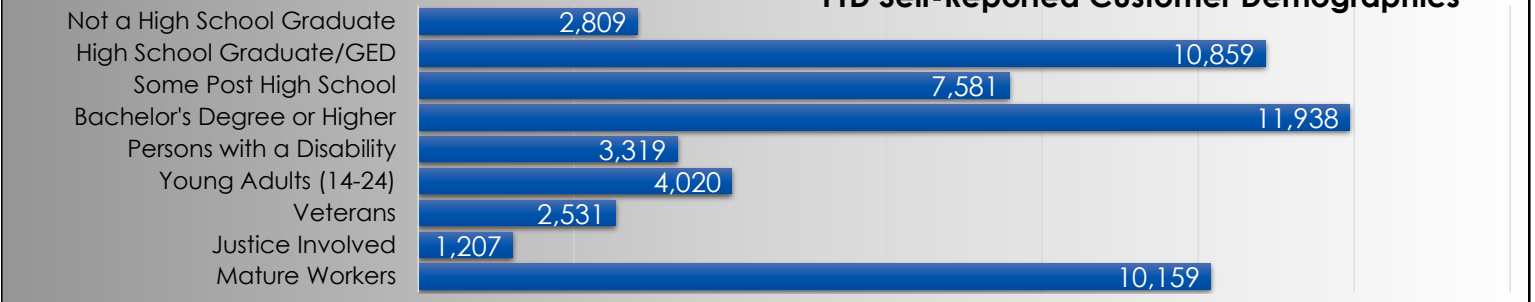
Connecting Colorado Job Seeker Registrations by Central Planning Region*



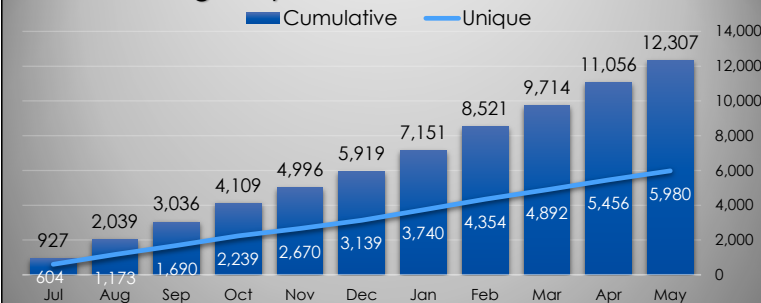
Job Seeker Breakdown by CUWA Region

Arapahoe	53.59%
Douglas	26.53%
Adams	6.96%
Jefferson	6.66%
Non-CUWA	2.42%
El Paso/Teller	1.23%
Weld	0.32%
Boulder	0.31%
Larimer	0.30%
Non-CUWA	1.68%

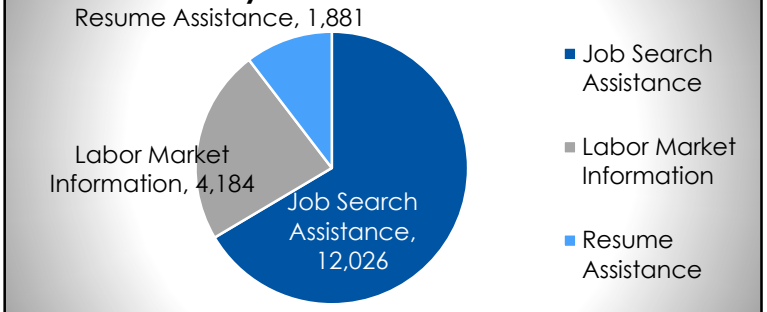
YTD Self-Reported Customer Demographics



Agency Workforce Volume*



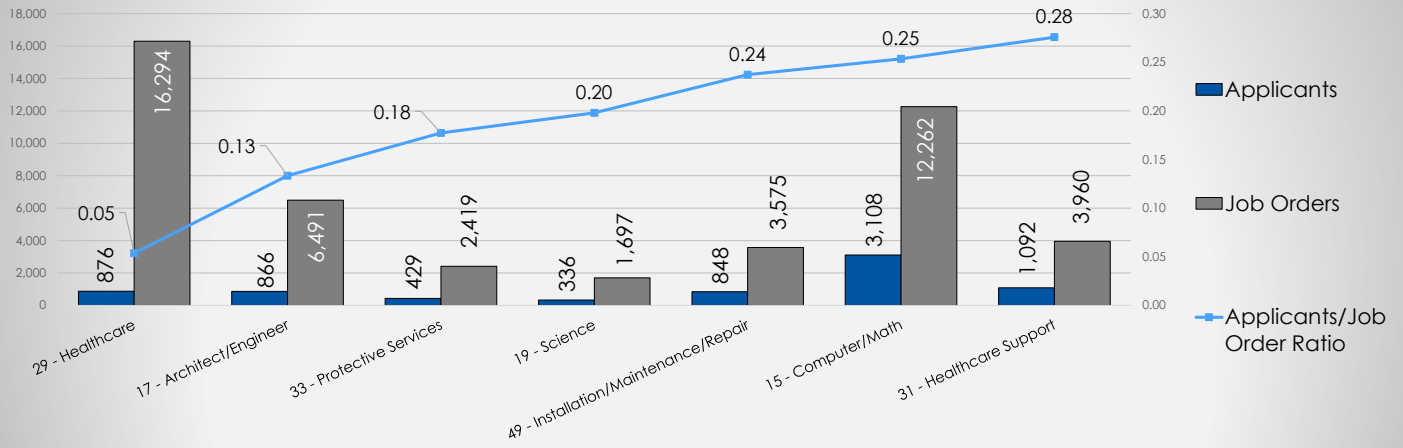
YTD Primary Career Services Provided



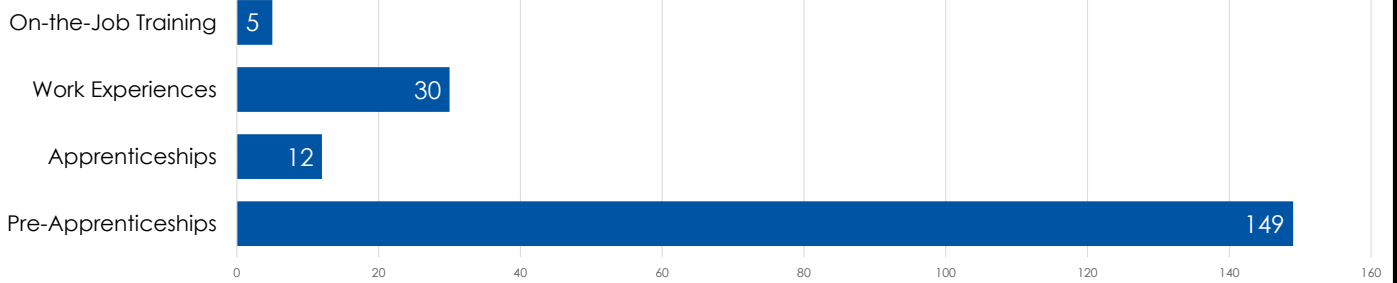
*Inclusive of all locations (Altura, Centennial, CentrePoint, and Littleton).

Job Orders (Business & Economic Development Services)

Supply and Demand (Applicant/Job Order Ratio)



Work-Based Learning Activities



Performance Measures

Measure	Local Area Performance	Local Area Standard	Analysis
Adult: Employment Rate 2nd Quarter After Exit	70.21%	75.08%	93.52%
Adult: Median Earning 2nd Quarter After Exit	\$8,704.00	\$7,600.00	114.53%
Dislocated Worker: Employment Rate 2nd Quarter After Exit	67.05%	74.50%	90.01%
Dislocated Worker: Median Earning 2nd Quarter After Exit	\$11,250.00	\$10,000.00	112.50%
Youth & Young Adult: Employment Rate 2nd Quarter After Exit	75.19%	67.50%	111.39%
Youth & Young Adult: Median Earning 2nd Quarter After Exit	\$6,440.00	\$4,100.00	157.07%
Wagner-Peyser: Employment Rate 2nd Quarter After Exit	60.61%	55.00%	110.20%
Wagner-Peyser: Median Earning 2nd Quarter After Exit	\$9,755.00	\$6,200.00	157.34%
Temporary Assistance for Needy Families (TANF): Caseload	1,370	1,472	93.07%
Employment First (Arapahoe County): Caseload**	2,573	1,474	174.56%
Employment First (Arapahoe County): Placements**	523	503	104.08%
Employment First (Douglas County): Caseload**	1,241	670	185.22%
Employment First (Douglas County): Placements**	437	268	163.06%
Parents to Work: Caseload	219	184	119.02%
Parents to Work: Placements	90	74	122.28%

**Results for Employment First Programs (Arapahoe and Douglas) are based on Fiscal Year (October 1 to September 30).

Average Wages by Earnings Quintile

