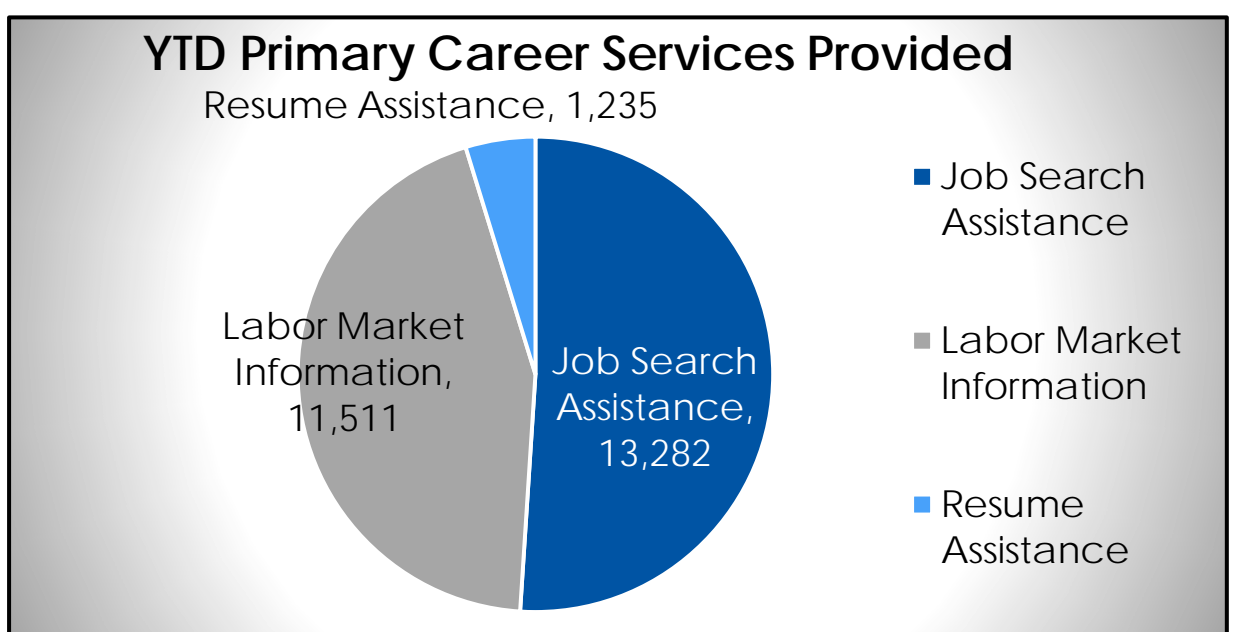
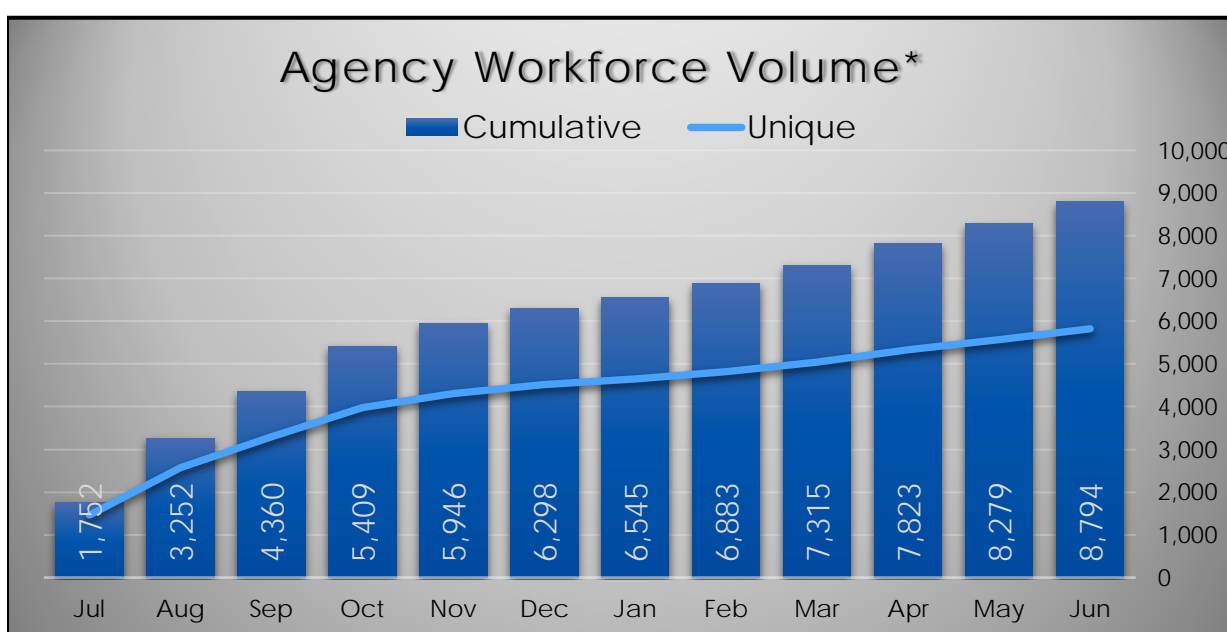

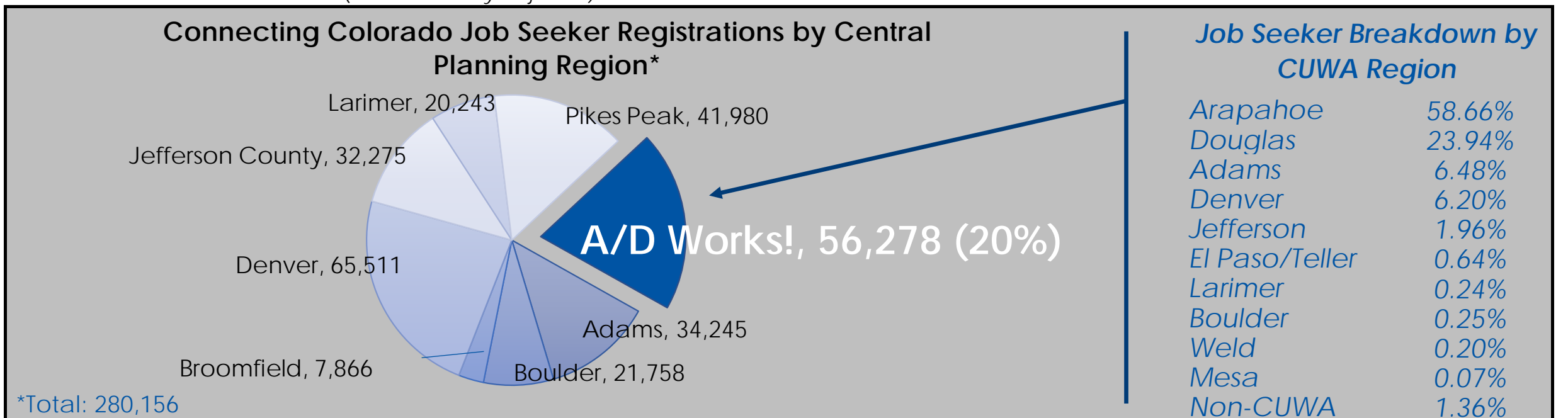


Labor Force and Unemployment Statistics (for April 2021)

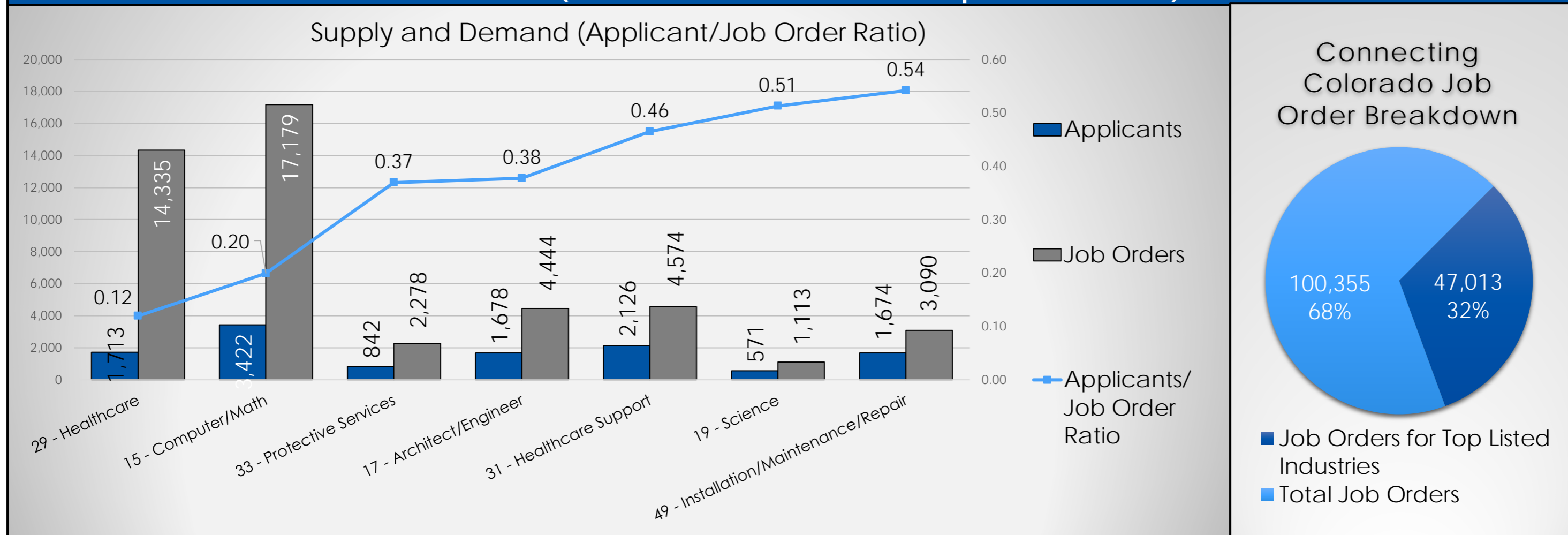
	Labor Force	Employment	Unemployment
Arapahoe County	374,262	351,191	23,071
Douglas County	199,400	190,536	8,864
Arapahoe/Douglas Combined	573,662	541,727	31,935
Central Planning Region	2,452,491	2,312,492	139,999
Colorado	3,177,068	2,994,509	182,559
National	160,607,000	151,778,000	8,829,000

Source: Bureau of Labor Statistics (Not Seasonally Adjusted)

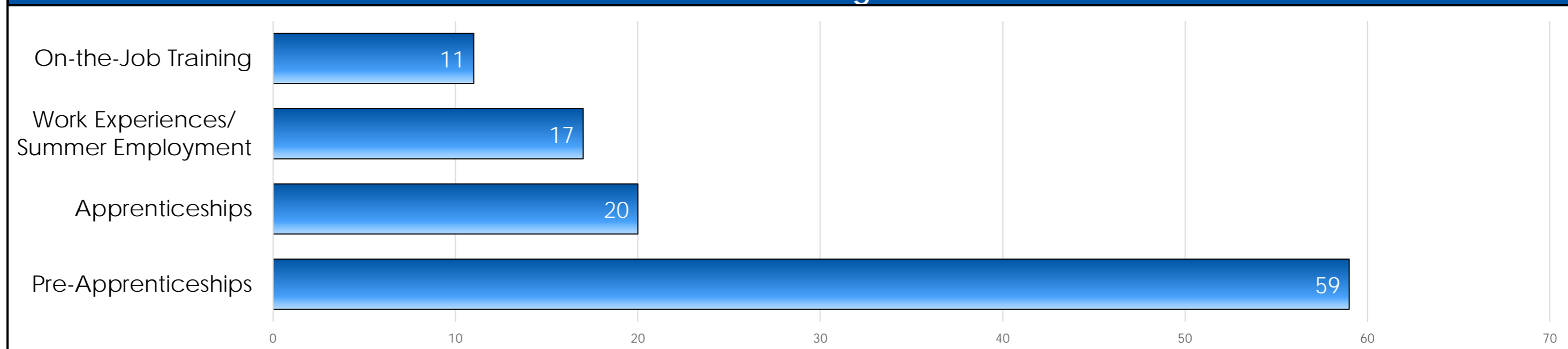


*Inclusive of all locations (Altura, Centennial, CentrePoint, and Littleton).

Job Orders (Business & Economic Development Services)



Work-Based Learning Activities



Performance Measures

Measure	Local Area Performance	Local Area Standard	Analysis
Adult: Employment Rate 2nd Quarter After Exit	66.80%	75.08%	88.97%
Adult: Median Earning 2nd Quarter After Exit	\$6,467.00	\$7,600.00	85.09%
Dislocated Worker: Employment Rate 2nd Quarter After Exit	64.67%	74.50%	86.81%
Dislocated Worker: Median Earning 2nd Quarter After Exit	\$13,775.00	\$10,000.00	137.75%
Youth & Young Adult: Employment Rate 2nd Quarter After Exit	66.67%	67.50%	98.77%
Youth & Young Adult: Median Earning 2nd Quarter After Exit	\$4,590.00	\$4,100.00	111.95%
Wagner-Peyser: Employment Rate 2nd Quarter After Exit	65.39%	57.00%	114.72%
Wagner-Peyser: Median Earning 2nd Quarter After Exit	\$6,791.00	\$5,600.00	121.27%
May - Temporary Assistance for Needy Families (TANF): Caseload	1,415	1,104	128.17%
May - TANF: Entered Employment (Cumulative Goal of 40%)*	32.10%	30.01%	106.96%
May - Employment First (Arapahoe County): Caseload**	823	402	113.34%
May - Employment First (Arapahoe County): Placements**	100	80	110.71%
May - Employment First (Douglas County): Caseload**	292	168	174.33%
May - Employment First (Douglas County): Placements**	58	34	173.13%
May - Parents to Work: Caseload	192	250	76.80%
May - Parents to Work: Placements	72	80	90.00%

*April 2021 / **Results for Employment First Programs (Arapahoe and Douglas) are based on Fiscal Year (October 1 to September 30).

Average Wages by Earnings Quintile

