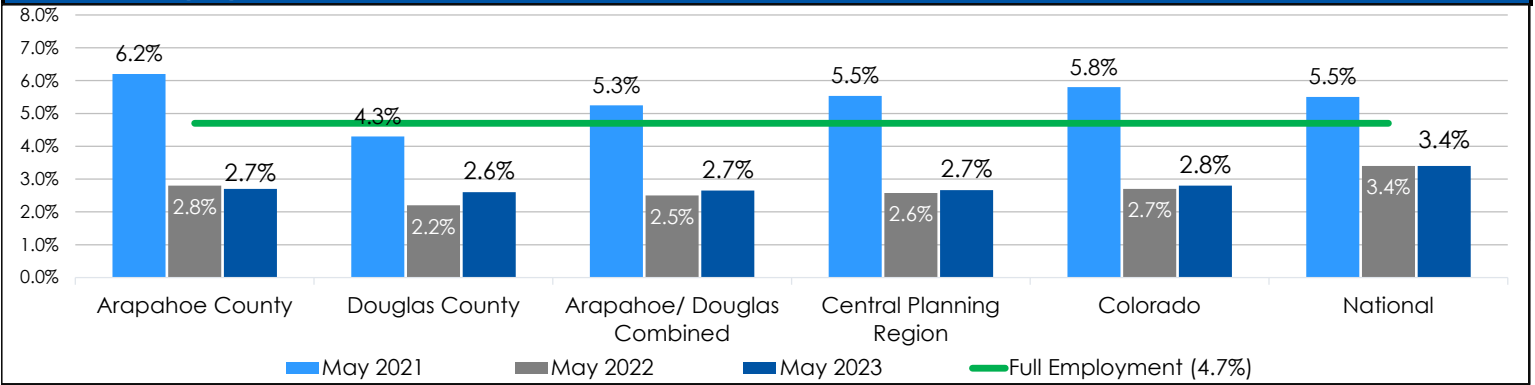


Annual Unemployment Rates




Labor Force and Unemployment Statistics (May 2023)

	Labor Force	Employment	Unemployment
Arapahoe County	378,021	367,626	10,395
Douglas County	210,136	204,711	5,425
Arapahoe/Douglas Combined	588,157	572,337	15,820
Central Planning Region	2,514,603	2,445,390	69,213
Colorado	3,237,208	3,145,948	91,260
National	166,702,000	161,002,000	5,700,000

Source: Bureau of Labor Statistics (Not Seasonally Adjusted)

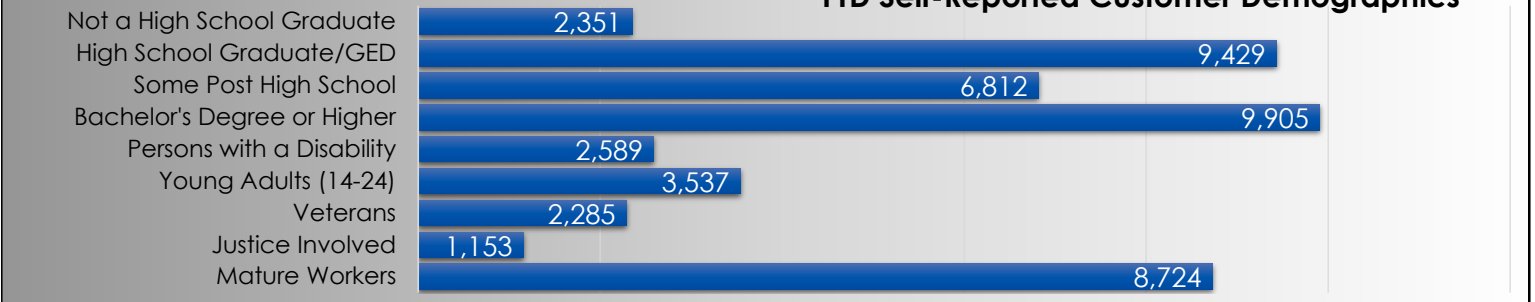
Connecting Colorado Job Seeker Registrations by Central Planning Region*



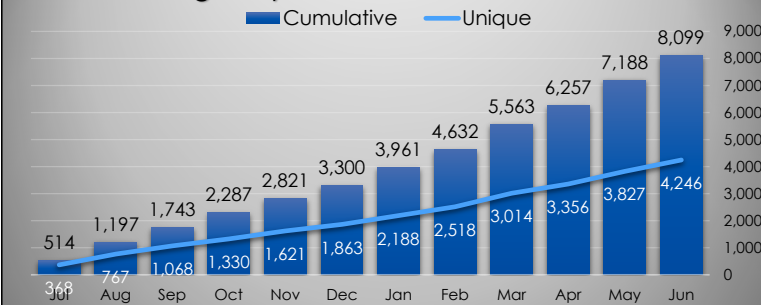
Job Seeker Breakdown by CUWA Region

Arapahoe	54.28%
Douglas	26.18%
Denver	6.99%
Jefferson	6.78%
Non-CUWA	2.29%
El Paso/Teller	0.91%
Weld	0.37%
Larimer	0.33%
Boulder	0.28%
Non-CUWA	1.59%

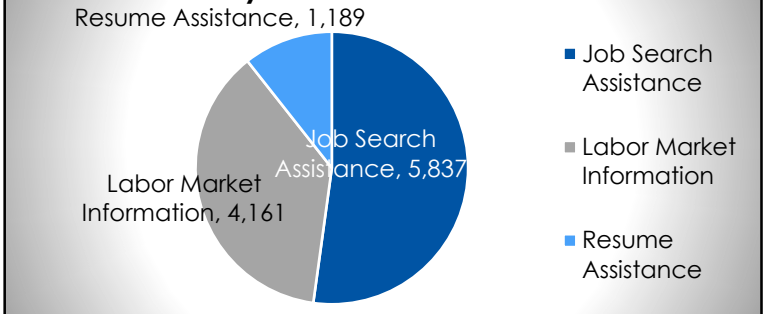
YTD Self-Reported Customer Demographics



Agency Workforce Volume*



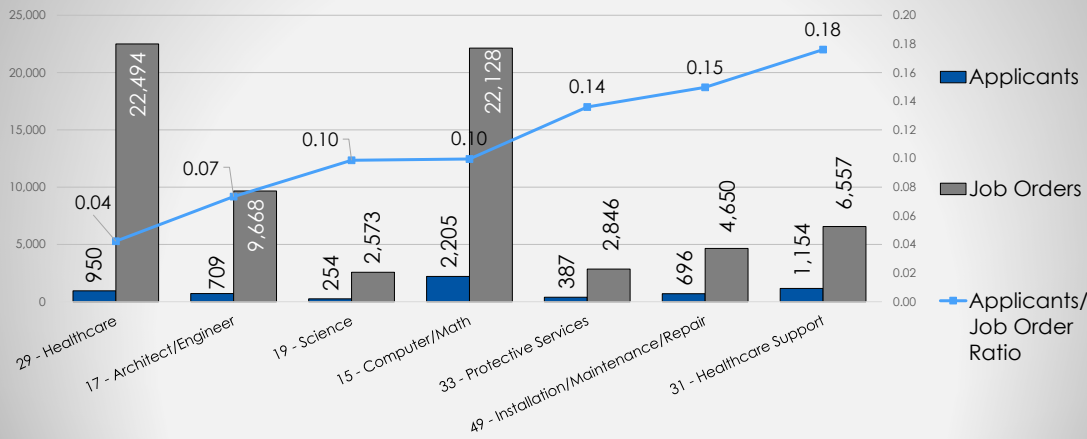
YTD Primary Career Services Provided



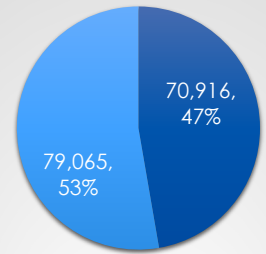
*Inclusive of all locations (Altura, Centennial, CentrePoint, and Littleton).

Job Orders (Business & Economic Development Services)

Supply and Demand (Applicant/Job Order Ratio)

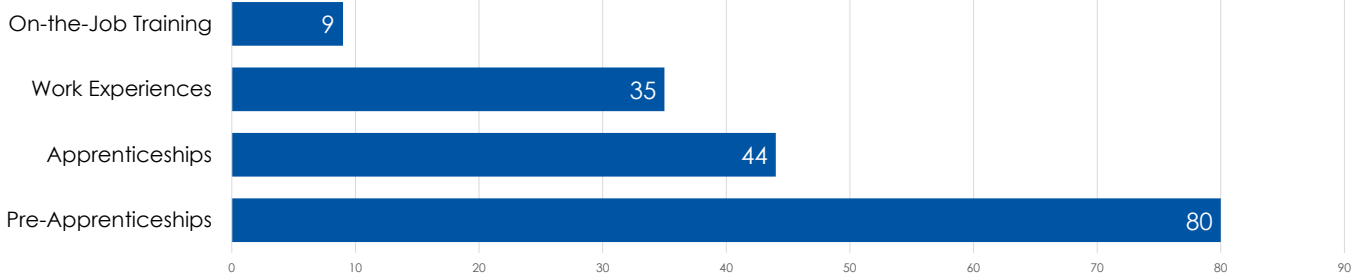


Connecting Colorado Job Order Breakdown



■ Job Orders for Top Listed Industries
■ Remainder/Other

Work-Based Learning Activities



Performance Measures

Measure	Local Area Performance	Local Area Standard	Analysis
Adult: Employment Rate 2nd Quarter After Exit	72.65%	75.08%	96.77%
Adult: Median Earning 2nd Quarter After Exit	\$7,679.00	\$7,600.00	101.04%
Dislocated Worker: Employment Rate 2nd Quarter After Exit	73.99%	74.50%	99.32%
Dislocated Worker: Median Earning 2nd Quarter After Exit	\$12,727.00	\$10,000.00	127.27%
Youth & Young Adult: Employment Rate 2nd Quarter After Exit	75.30%	67.50%	111.56%
Youth & Young Adult: Median Earning 2nd Quarter After Exit	\$4,913.00	\$4,100.00	119.83%
Wagner-Peyser: Employment Rate 2nd Quarter After Exit	60.14%	55.00%	109.34%
Wagner-Peyser: Median Earning 2nd Quarter After Exit	\$8,753.00	\$6,200.00	141.18%
Temporary Assistance for Needy Families (TANF): Caseload	2,422	1,600	151.38%
TANF: Entered Employment (Cumulative Goal of 40%)*	30.51%	33.55%	90.94%
Employment First (Arapahoe County): Caseload**	1,671	750	222.80%
Employment First (Arapahoe County): Placements**	453	188	241.60%
Employment First (Douglas County): Caseload**	278	188	148.27%
Employment First (Douglas County): Placements**	275	38	733.33%
Parents to Work: Caseload	195	250	78.00%
Parents to Work: Placements	117	80	146.25%

*May 2023 / **Results for Employment First Programs (Arapahoe and Douglas) are based on Fiscal Year (October 1 to September 30).

Average Wages by Earnings Quintile

