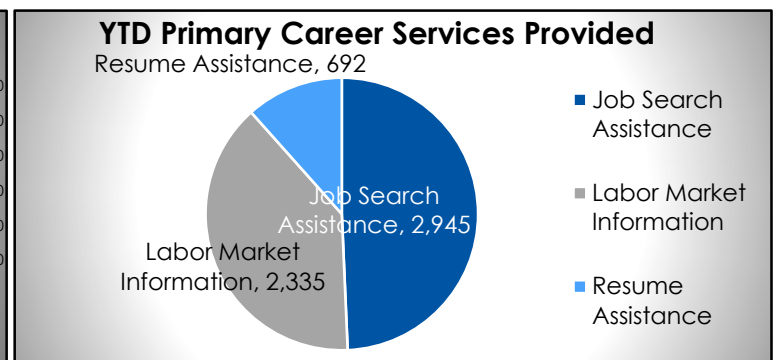
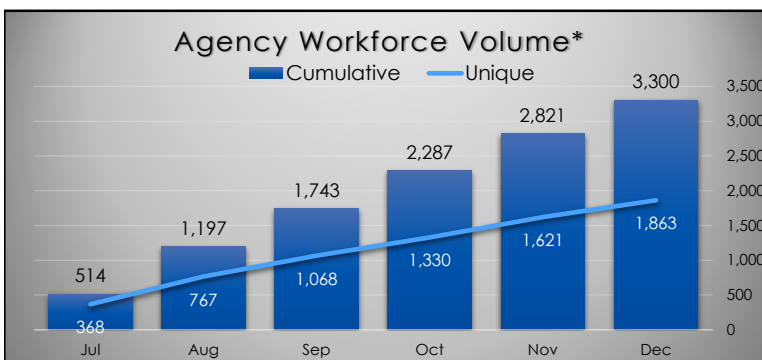

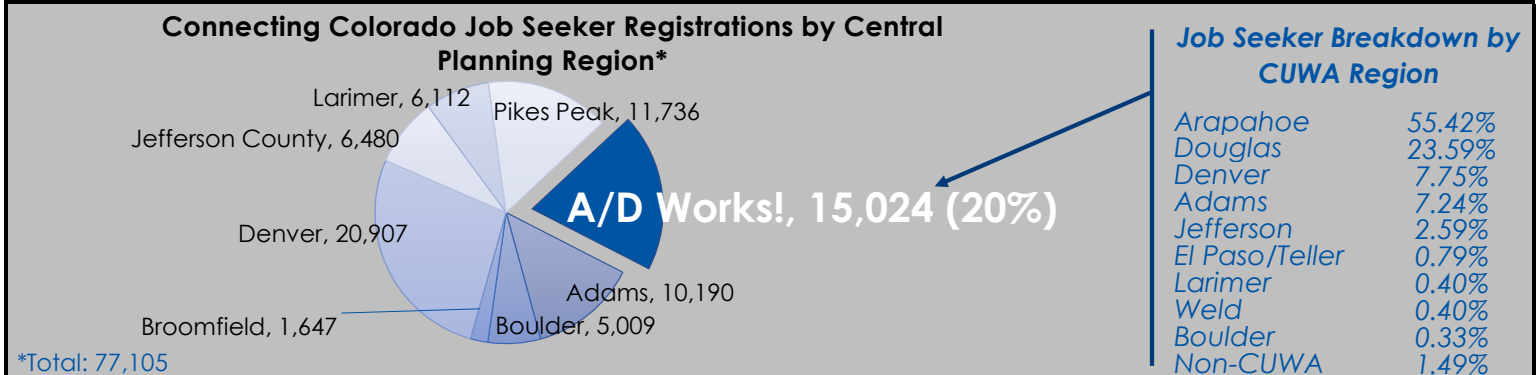


### Labor Force and Unemployment Statistics (November 2022)

	Labor Force	Employment	Unemployment
Arapahoe County	382,389	369,465	12,924
Douglas County	211,388	205,614	5,774
Arapahoe/Douglas Combined	593,777	575,079	18,698
Central Planning Region	2,523,284	2,441,757	81,527
Colorado	3,256,907	3,149,229	107,678
National	164,272,000	158,749,000	5,523,000

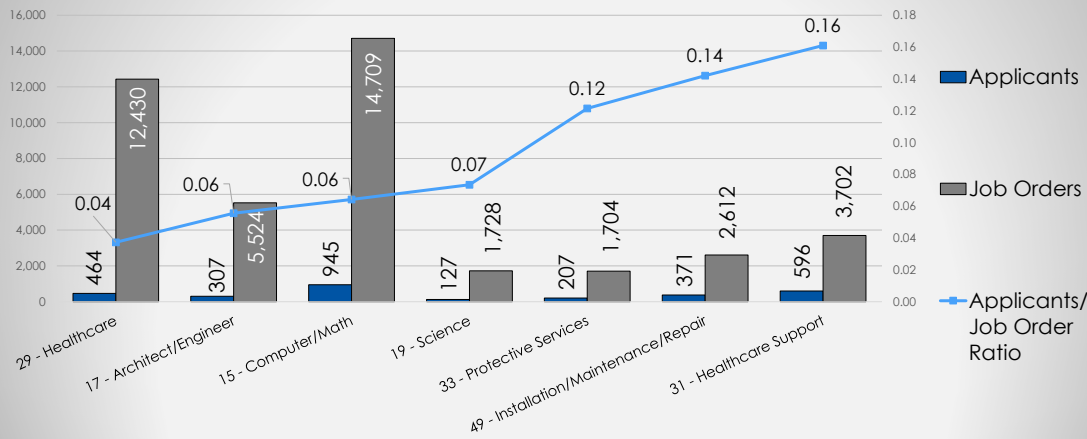
Source: Bureau of Labor Statistics (Not Seasonally Adjusted)



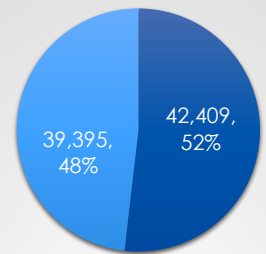
\*Inclusive of all locations (Altura, Centennial, CentrePoint, and Littleton).

## Job Orders (Business & Economic Development Services)

Supply and Demand (Applicant/Job Order Ratio)

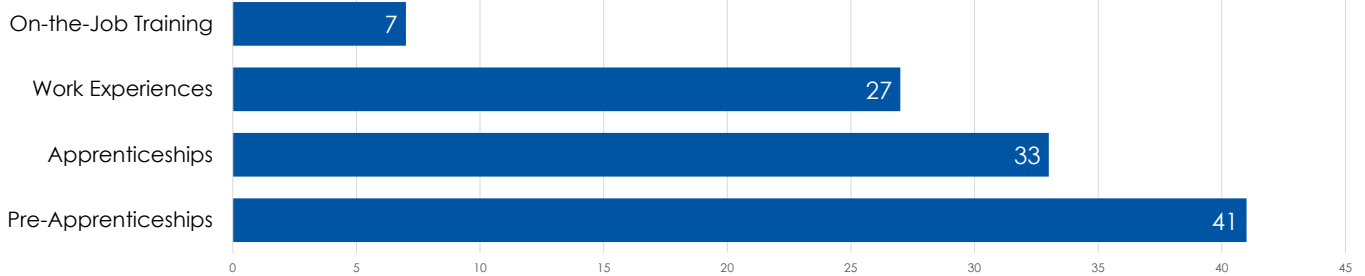


### Connecting Colorado Job Order Breakdown



■ Job Orders for Top Listed Industries  
■ Remainder/Other

## Work-Based Learning Activities

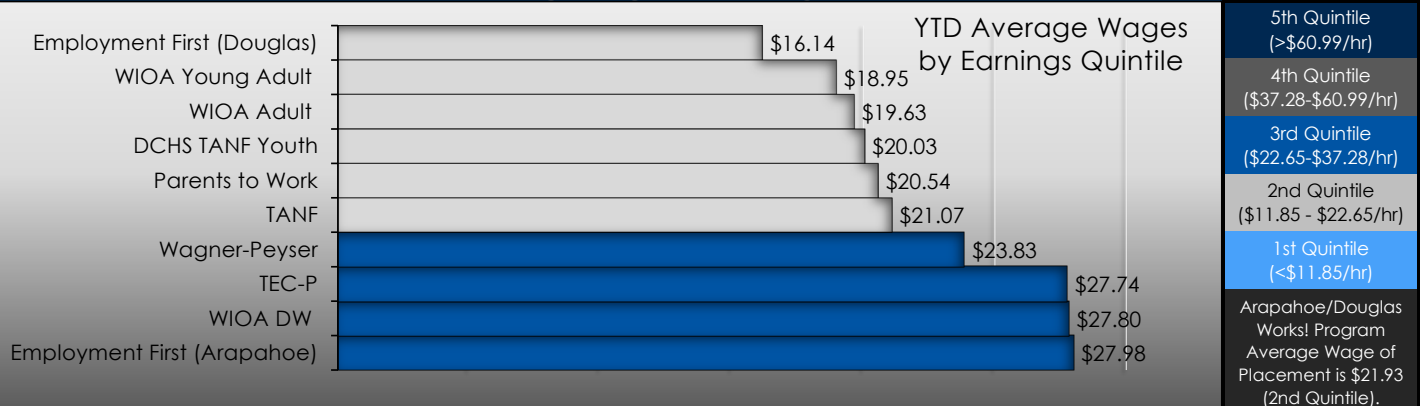


## Performance Measures

Measure	Local Area Performance	Local Area Standard	Analysis
Adult: Employment Rate 2nd Quarter After Exit	63.69%	75.08%	84.83%
Adult: Median Earning 2nd Quarter After Exit	\$7,868.00	\$7,600.00	103.53%
Dislocated Worker: Employment Rate 2nd Quarter After Exit	66.37%	74.50%	89.09%
Dislocated Worker: Median Earning 2nd Quarter After Exit	\$12,960.00	\$10,000.00	129.60%
Youth & Young Adult: Employment Rate 2nd Quarter After Exit	69.84%	67.50%	103.47%
Youth & Young Adult: Median Earning 2nd Quarter After Exit	\$4,852.00	\$4,100.00	118.34%
Wagner-Peyser: Employment Rate 2nd Quarter After Exit	55.66%	55.00%	101.20%
Wagner-Peyser: Median Earning 2nd Quarter After Exit	\$7,939.00	\$6,200.00	128.05%
Temporary Assistance for Needy Families (TANF): Caseload	2,001	800	250.13%
TANF: Entered Employment (Cumulative Goal of 40%)*	23.29%	23.95%	97.24%
Employment First (Arapahoe County): Caseload**	485	160	303.13%
Employment First (Arapahoe County): Placements**	151	40	377.50%
Employment First (Douglas County): Caseload**	104	40	260.00%
Employment First (Douglas County): Placements**	102	8	1275.00%
Parents to Work: Caseload	144	125	115.20%
Parents to Work: Placements	66	40	165.00%

\*November 2022 / \*\*Results for Employment First Programs (Arapahoe and Douglas) are based on Fiscal Year (October 1 to September 30).

## Average Wages by Earnings Quintile



Arapahoe/Douglas Works! Program Average Wage of Placement is \$21.93 (2nd Quintile).