



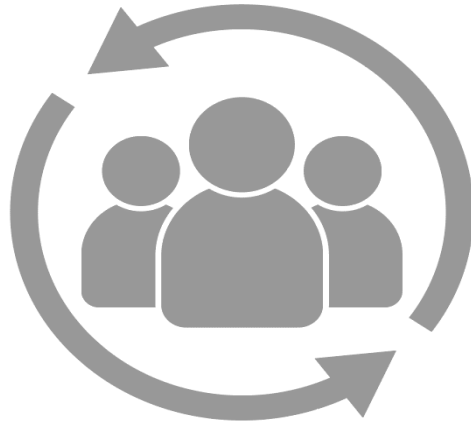
YEAR-TO-DATE (YTD) REFERRALS/CASELOAD

437
Referrals¹

100%
Referrals Contacted by ADW!²

251
Attended Orientation

57%
Show Rate



2,001

Caseload³

YTD Goal: 800
% of YTD Goal: 250%
PY Goal: 1,600

BUDGET/SPENDING PROGRESS

Total Budget: \$2,750,000.00

■ Spent ■ Remaining

Arapahoe County Human Services
Budget Tracker
(July 01, 2022 - November 30, 2022)

(49%) \$1,344,185.81

(51%) \$1,405,814.19

Administrative Services' Fiscal Report
(July 01, 2022 - November 30, 2022)

(49%) \$1,344,185.81

(51%) \$1,405,814.19

Transportation
Top Supportive Services
Provided

\$671.76

Average Cost to Serve TANF
Customer⁴

PROGRAM RESULTS

23.29%

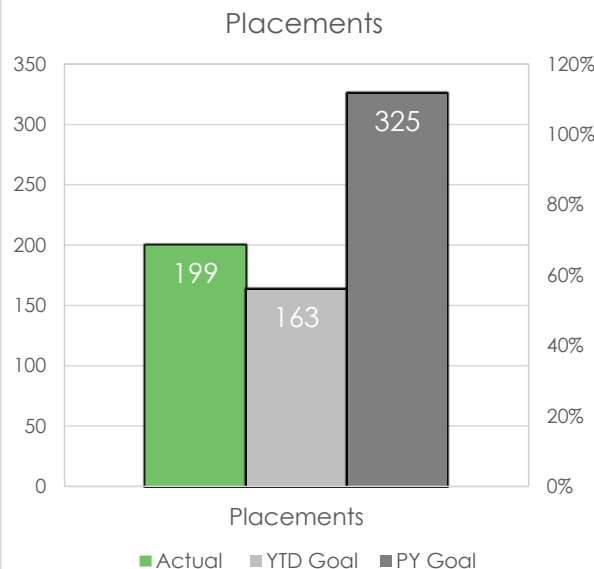
Entered Employment⁵
Arapahoe County
State Goal: 23.95%

52.94%

Workforce Participation Rate⁶
Arapahoe County
State Goal: 50%

43.00%

Workforce Participation Rate⁷
Arapahoe/Douglas Works!
State Goal: 50%



80

Average Days Until Placement
PY Goal: 90 Days

\$21.07

Average Wage of Placement⁸
PY Goal: \$12.50/hr

Retail

Top Industry of Placement⁶
2nd: Customer Service
3rd: Hospitality

PROGRAM HIGHLIGHTS

The Colorado Works! Team has had two successful placements with the weatherization department for On-the-Job Training (OJT) opportunities since late November. These placements will become permanent employment for the trainees at the end of their OJT contracts!

ECONOMIC IMPACT & RETURN ON INVESTMENT (ROI)

\$1,213,104

Tax Savings as a Result of TANF Placements⁹

\$8,721,294

Aggregate New Worker Earnings from Placements¹⁰



\$9,934,398

Total Benefit (Economic Impact)¹¹

SUCCESS STORIES

Chantez is a single mother of one child. When she first met with her Workforce Specialist, she disclosed that she has worked in accounting for over 15 years and was looking for a position that is secure and would allow her to continue her career. Chantez did not have much of a support system and in the past dealt with domestic violence. She was worried about child care and transportation and was extremely stressed about being behind on rent. Her Workforce Specialist was able to get her help with rental assistance for one month, through the Colorado Works! program. She also applied for help through the county's ERAP program and received some help to catch up, but was still behind. Her Workforce Specialist was also able to help her with her phone and Xfinity bill for her internet. She also started taking a real estate course. Her Workforce Specialist discussed getting her daughter into childcare and getting Chantez attached to the Work-Based Learning program. After meeting with the Work-Based Learning program, Chantez received a few job opportunities and continued to apply. She also continued to job search on her own. In addition, she attended the agency's resume class to help with her resume. She later found a great opportunity to work as an AP Specialist earning \$27/hour!

Chantez recently started a position and is loving it. Her Workforce Specialist was able to get her daughter into before/after school care through CCAP. And, Colorado Works! was able to help her with an additional month of rent to help her be officially caught up on rent, so that she can focus on her new job!

Chantez is eager to get her finances and her family's life back on track now that she is employed!

NOTES/SOURCES

¹ Monthly Report Card

² TextPRO/Human Services Referral Spreadsheet

³ ADW! Program Dashboard

⁴ Administrative Services' Fiscal Report

⁵ CBMS

⁶ EDB WPR - All Families - Sample

⁷ Colorado Works Program Staff

⁸ Industry Tracking Sheet

⁹ Average Annual Payment* multiplied by YTD Placements
*Average for a family of 3 per Center on Budget and Policy Priorities

¹⁰ Sum total of Tax Savings as a Result of Program Placements

¹¹ Total Benefit (Economic Impact) divided by the YTD amount spent per the Administrative Services' Fiscal Report

YEAR-TO-DATE (YTD) REFERRALS/CASELOAD

84
Referrals¹

43
Enrollments²

51%
Orientation Show Rate

67%
Program Participation Rate



144

Year-to-Date (YTD) Caseload³

YTD Goal: 125
% of YTD Goal: 115%
PY Goal: 250

BUDGET/SPENDING PROGRESS

Total Budget: \$600,000.00

■ Expended ■ Remaining

Arapahoe County Human Services Budget Tracker
(July 01, 2022 - November 30, 2022)

(46%) \$273,220.17

(54%) \$326,779.83

Administrative Services' Fiscal Report
(July 01, 2022 - November 30, 2022)

(46%) 273,210.17

(54%) \$326,789.83

Utilities
Top Supportive Services
Provided

PROGRAM RESULTS

26

Positive Program Exitors
PY Goal: 70

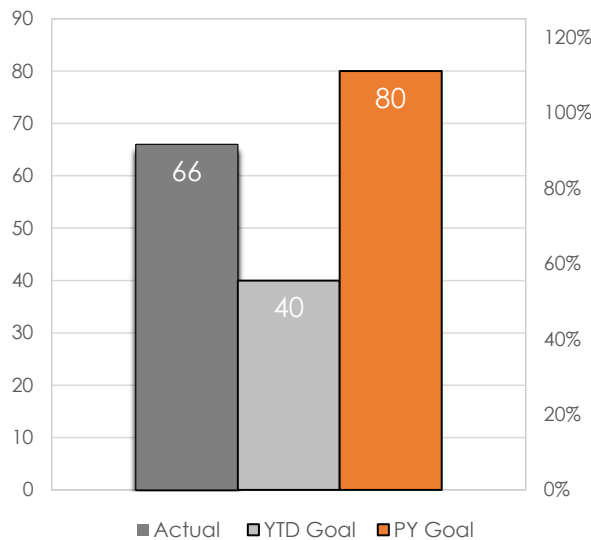
2

Neutral Program Exitors
PY Goal: 10

165%

% of Employment
Goal

Placements



63

Average Days Until Placement⁶
PY Goal: 90 Days

\$20.54

Average Wage of Placement⁶
PY Goal: \$12.50/hr

Transportation

Top Industry of Placement⁶
2nd: Construction & Trades

PROGRAM HIGHLIGHTS

The Parents to Work program celebrated the "Holidays with Parents to Work" event on December 7th, 2022. 16 participants and their loved ones joined this festive gathering. As the focus of this event was self-care and gratitude, it featured a "Holiday De-Stress" workshop led by ADW! facilitators David Lawrence and Tracey Sherman. It created a perfect opportunity to pause and reflect on the meaning of the holiday season and ways to make it a joyful, mindful as well as a peaceful time. The evening activities included a gratitude activity led by Jami Rulo Baron. Participants were also provided with holiday gifts and gratitude journals to help them build resiliency and enter the holiday season with positive intentions!

ECONOMIC IMPACT & RETURN ON INVESTMENT (ROI)



\$2,819,731

Aggregate New Worker Earnings from Placements⁷

*For every \$1 public dollar spent, the community gets back \$10.32 in tax savings and new worker earnings!*⁸

SUCCESS STORIES

A customer enrolled in the Parents to Work program in December 2022. He was unemployed since December 2019 and wanted to return to the workforce to be able to become financially independent and able to meet his obligations. He was ordered to pay child support 4 months prior to enrolling in Parents to Work and had many barriers to self-sufficiency including financial health, education training and unemployment. At the time of enrollment, the customer was 3 classes away from earning his Bachelor's Degree in Business Management. He had worked in the IT field for 10 years prior to being unemployed. This customer was provided intensive case management on a weekly basis until he was employed full-time.

Upon finding full-time employment, he started meeting with his Workforce Specialist monthly and when needed. He completed his Bachelor's Degree and is currently enrolled in a Master's program. He has utilized career exploration and workshop opportunities at ADW! by attending resume and interviewing workshops, participating in career exploration and completing assisted job search on a weekly basis. This customer was able to find employment quickly at DB Schenker as an Application Support Specialist earning \$34.31/hour and has completed his Bachelor's Degree!


He continues to utilize case management and support provided to him by the Parents to Work program. Over the course of his enrollment in program, this customer was provided with COVID-19 relief payment, an employment incentive, transportation assistance and a credential incentive. He has also received a 6-month retention incentive for working and paying child support monthly and is on his way to receive a 12-month retention bonus, and graduation from the program in April 2023. This customer has paid \$7,927.85 towards his child support obligation since entering the Parents to Work program. He is supporting his family and looking forward to completion of his Master's degree program!

NOTES/SOURCES

- ¹ Referral Tracking Spreadsheet
- ² Connecting Colorado Activity Summary Report
- ³ ADW! Program Dashboard
- ⁴ Connecting Colorado Class & Services List Report
- ⁵ Administrative Services' Fiscal Report

- ⁶ Connecting Colorado Client Query Report
- ⁷ Average Wage of Placement multiplied by number of placements
- ⁸ Cost/Benefit Ratio (ROI) is calculated by dividing the new aggregate worker earnings by the YTD budget spent

SUPPLEMENTAL NUTRITION ASSISTANCE PROGRAM



ARAPAHOE COUNTY

Arapahoe County

Arapahoe/Douglas Works! (ADW!)

Fiscal Year (October 1, 2022 - September 30, 2023)

December Report (25% into PY/75% Remaining)

YEAR-TO-DATE (YTD) REFERRALS/CASELOAD

223

Referrals¹

100%

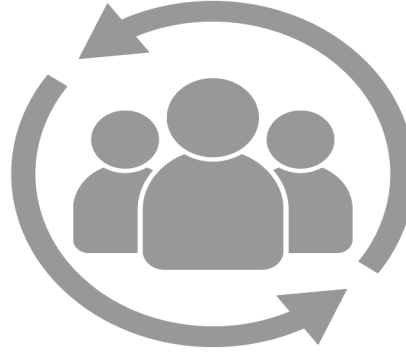
Referrals Contacted by ADW!⁴

79

Attended Orientation²

35%

Show Rate



485

Year-to-Date (YTD) Caseload²

YTD Goal: 250
% of YTD Goal: 194%
FY Goal: 1,000

BUDGET/SPENDING PROGRESS

Total Budget: \$1,160,334.44

■ Spent ■ Remaining

Arapahoe County Human Services Budget Tracker
(October 1, 2022 - November 30, 2022)

(9%) \$100,746.74

(91%) \$1,059,587.70

Administrative Services' Fiscal Report
(October 1, 2022 - November 30, 2022)

(18%) \$208,526.32

(82%) \$951,808.12

PROGRAM RESULTS

542

Supportive Services
Approved YTD

3

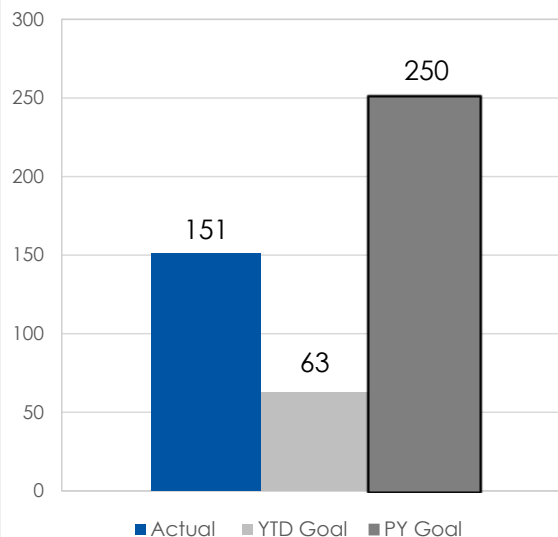
Training & Work-Based Learning
(WBL) Experiences Approved YTD

Transportation

Top Supportive Services⁴

2nd: Hygiene
3rd: Clothing

Placements



485

Work Activity Participation³
PY Goal: 570

\$27.98

Average Wage of Placement⁵
PY Goal: \$12.50/hr

Retail

Top Industry of Placement

2nd: Transportation
3rd: Healthcare

PROGRAM HIGHLIGHTS

Employment First partners with our Business Services department to host a quarterly Career Fair to assist our clients in their search for employment. Clients can prepare themselves for the event by taking advantage of workshops offered by our Career Services department, including interview preparation and resume workshops. The next job fair will be hosted virtually on January 25th from 11AM-2PM. There are 57 employers signed up with potential opportunities for Employment First participants!

ECONOMIC IMPACT & RETURN ON INVESTMENT (ROI)

\$230,124

Tax Savings as a Result of SNAP Placements⁶

\$8,787,958

Aggregate New Worker Earnings from Placements⁷



\$9,018,082

Total Benefit (Economic Impact)⁸

SUCCESS STORIES

La'Toyia was an Employment First (EF) participant with a very successful outcome. During her time participating with EF, she was co-enrolled with the WIOA Adult program, the RUN program, and the Family Navigator program.

La'Toyia participated in our work-based learning program, where she worked for the Denver Chamber of Commerce making \$20/hour!

La'Toyia was able to get rental assistance, which not only helped keep her stable in her work, but also kept her daughter at the school she had been attending without any interruption to her child's schedule. La'Toyia was also able to secure funds from Arapahoe County to pay for car repairs to get her to and from work. She recently went over income for food assistance and is no longer receiving benefits.

La'Toyia continues to be employed with the Denver Chamber of Commerce and has maintained the stability and self-sufficiency that she obtained during her time with the Employment First program!

NOTES/SOURCES

¹ Referral Tracking Spreadsheet

² ADW! Program Dashboard

³ Activity Tracking Sheet

⁴ Administrative Services' Fiscal Report

⁵ CDHS EF Employment Report

⁶ Average Annual Payment* multiplied by YTD Placements

*Provided by Center on Budget and Policy Priorities

⁷ Sum total of Tax Savings as a Result of Program Placements

⁸ "Total Benefit (Economic Impact)" divided by the YTD amount spent per the Administrative Services' Fiscal Report

SUPPLEMENTAL NUTRITION ASSISTANCE PROGRAM



Douglas County

Arapahoe/Douglas Works! (ADW!)
Fiscal Year (October 1, 2022 - September 30, 2023)
December Report (25% into PY/75% Remaining)

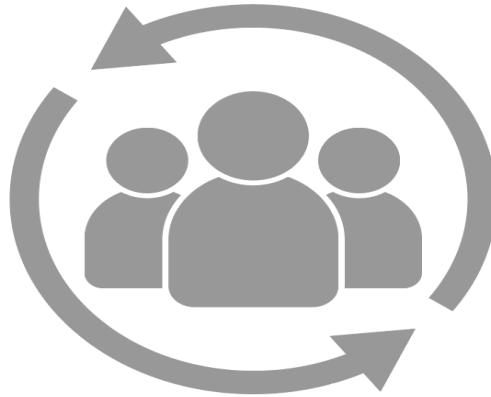
YEAR-TO-DATE (YTD) REFERRALS/CASELOAD

20

Attended Orientation²

100%

Referrals Contacted by ADW!²



35

Year-to-Date (YTD) Caseload²

YTD Goal: 63
% of YTD Goal: 56%
FY Goal: 250

BUDGET/SPENDING PROGRESS

Total Budget: \$100,000.00

■ Spent ■ Remaining

Administrative Services' Fiscal Report
(October 1, 2022 - November 30, 2022)

(17%) \$16,945.00

(83%) \$83,055.00

PROGRAM RESULTS

112

Supportive Services
Approved YTD

6

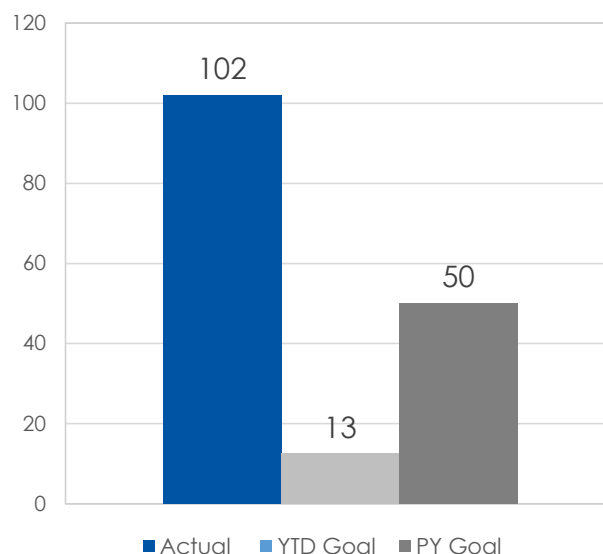
Training & Work-Based Learning
(WBL) Experiences Approved YTD

Transportation

Top Supportive Services⁴
2nd: Hygiene

3rd: Education/Training Supplies

Placements



104

Work Activity Participation³
PY Goal: 200

\$16.14

Average Wage of Placement⁵
PY Goal: \$12.50/hr

Food Service

Top Industry of Placement
2nd: Food Service
3rd: Construction

PROGRAM HIGHLIGHTS

Employment First partners with our Business Services department to host a quarterly Career Fair to assist our clients in their search for employment. Clients can prepare themselves for the event by taking advantage of workshops offered by our Career Services department, including interview preparation and resume workshops. The next job fair will be hosted virtually on January 25th from 11AM-2PM. There are 57 employers signed up with potential opportunities for Employment First participants.

ECONOMIC IMPACT & RETURN ON INVESTMENT (ROI)

\$155,448

Tax Savings as a Result of SNAP Placements⁶

\$3,424,262

Aggregate New Worker Earnings from Placements⁷



\$3,579,710

Total Benefit (Economic Impact)⁸

SUCCESS STORIES

Corina was connected with the Employment First program less than a month before she was set to begin training at Emily Griffith. She was searching for full-time work, but struggling to find it because of a lack of formal training in her desired industry. Corina enrolled in a 10 month Automotive Services training and needed support with tuition, transportation, and supplies. She was co-enrolled with the WIOA Youth program to help support her with tuition and provide her a stipend for living expenses. EF and WIOA continue to work together with Corina to assess needs as they arise to ensure that she remains successful in the classroom.

Corina's instructor recently submitted a progress report stating that she is excelling in the training and will have a bright future in the industry when she finishes her training in the summer of 2023!

NOTES/SOURCES

¹ Referral Tracking Spreadsheet

² ADW! Program Dashboard

³ Activity Tracking Sheet

⁴ Administrative Services' Fiscal Report

⁵ CDHS EF Employment Report

⁶ Average Annual Payment* multiplied by YTD Placements

*Provided by Center on Budget and Policy Priorities

⁷ Sum total of Tax Savings as a Result of SNAP Placements and Placements

⁸ "Total Benefit (Economic Impact)" divided by the YTD amount spent per the Administrative Services' Fiscal Report

YEAR-TO-DATE (YTD) REFERRALS/CASELOAD

81
 Referrals¹

11
 New Enrollments²



20

Year-to-Date (YTD) Caseload²

YTD Goal: 13
 % of YTD Goal: 160%
 PY Goal: 25

BUDGET/SPENDING PROGRESS³

Total Budget: \$77,000.00

■ Spent ■ Remaining

Administrative Services' Fiscal Report
 (July 01, 2022 - November 30, 2022)

(70%) 53,979.08

(30%) \$23,020.92

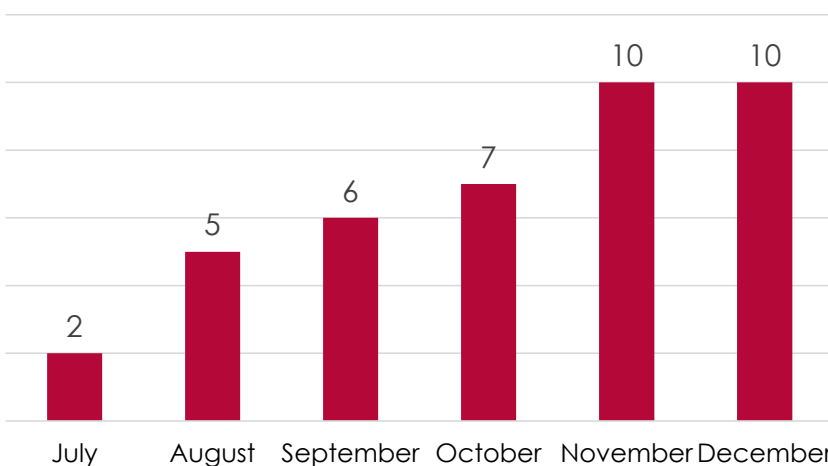
Transportation
 Top Supportive Services
 Provided

\$2,698.95

Average Cost to Serve DCHS
 Youth Initiative Customer⁴

PROGRAM RESULTS

Placements



100%

Customer Contact
 PY Goal: 100%

\$20.03

Average Wage of Placement⁶
 PY Goal: \$12.50/hr

Retail

Top Industry
 of Placement

PROGRAM HIGHLIGHTS

The Douglas County Youth Employment Program had its first GED completion of the 2022 Program Year (PY22) in December! The program's Workforce Specialist provided great support to the youth customer to aid in the GED completion.

ECONOMIC IMPACT & RETURN ON INVESTMENT (ROI)



\$124,987

Aggregate New Worker Earnings from Placements⁷

SUCCESS STORIES

Anjelica did not finish high school. She started working on her GED a few years ago and was able to pass three of the four tests, but was unable to pass the Math section. She was struggling with addiction at the time, which made it difficult for her to consistently study. She also struggled to find a tutor or teacher who could explain things to her in a way that she could understand. Anjelica has passed her addiction hurdle, but still needed help both preparing and paying for her Math GED exam.

Anjelica joined the Douglas County Youth Employment Program (DCYEP) in late August 2022. She worked with her Workforce Specialist (WFS) to find a tutor who could meet with her in-person multiple times a week and was quickly connected to a tutor through Douglas County Libraries. Anjelica's DCYEP Workforce Specialist checked in with her weekly to make sure she was meeting with her tutor and studying on her own. Her WFS also helped her identify and start planning next steps for after the GED to keep her focused on completing her goal. DCYEP paid for Anjelica to take another Math pre-test at the beginning of December 2022, and she scored likely to pass. DCYEP then provided supportive services for the official Math exam.

Anjelica passed the Math exam and completed her GED! She has identified a career path towards meaningful employment as a Doula and is already researching relevant trainings to begin the next chapter of her life!

NOTES/SOURCES

- ¹ Referral Tracking Spreadsheet
- ² Connecting Colorado Activity Summary Report
- ³ Administrative Services' Fiscal Report
- ⁴ Program Dashboard
- ⁵ Connecting Colorado Class & Services List Report

- ⁶ Connecting Colorado Client Query Report
- ⁷ Average Wage of Placement multiplied by number of placements
- ⁸ Cost/Benefit Ratio (ROI) is calculated by dividing the new aggregate worker earnings by the YTD budget spent