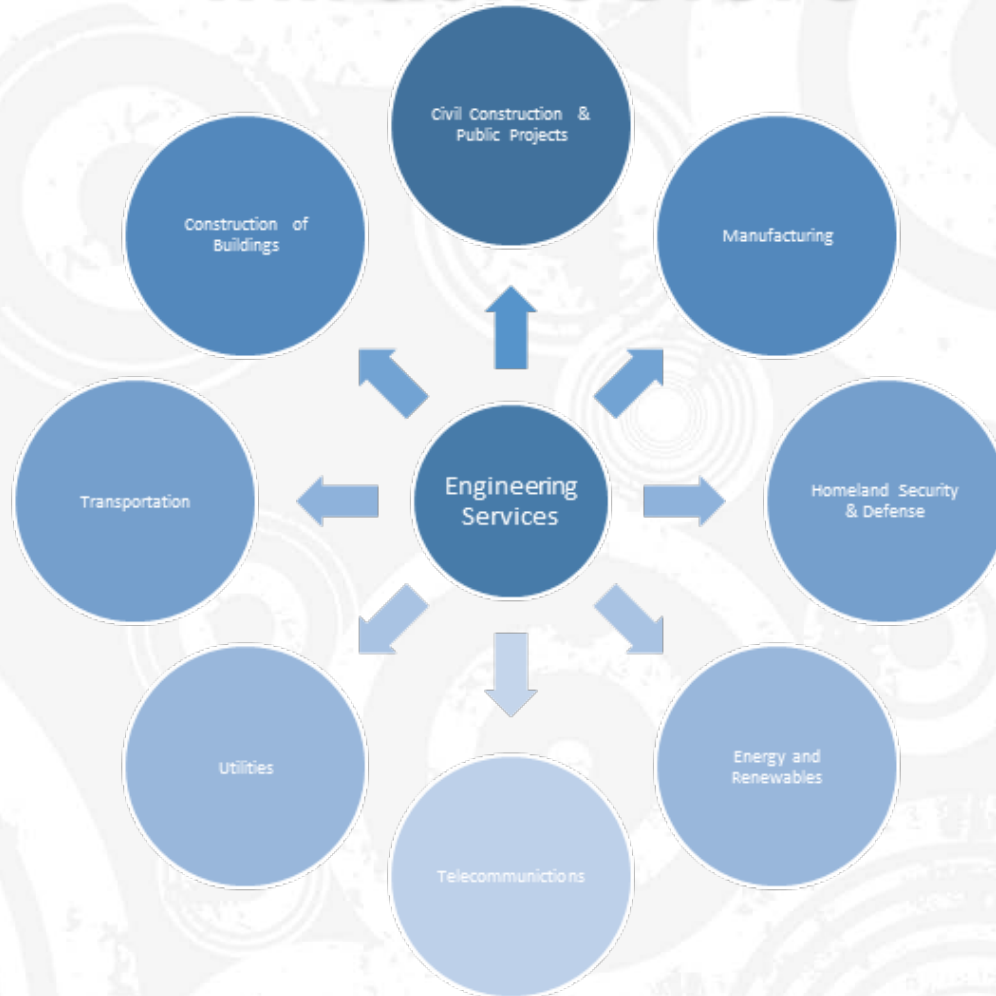




Engineering and Related Services

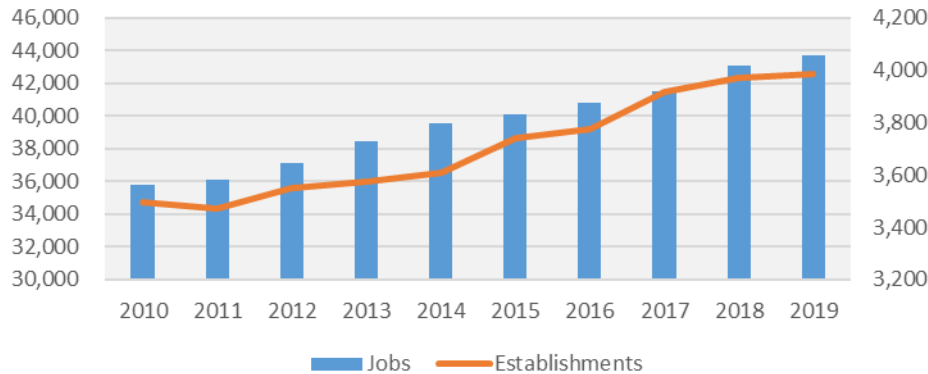
February 6, 2020

Part of the Region's Intellectual Infrastructure



Concentrated and Growing

Historical Trends, Employment & Establishments,
Colorado Central Planning Region



Along Colorado's front range, employment in engineering services is 2.33 times more concentrated than the national average.

In the Arapahoe/ Douglas region, that concentration is 3.33 times greater and in the Denver South I-25 corridor, it is 4.4 times greater.

Regional Industry Growth Projections, Colorado Central Planning Region

NAICS Code	Description	2020 Jobs	2021 Jobs	2022 Jobs	2023 Jobs	2024 Jobs	2025 Jobs	Change	Annual Growth Rate (CAGR)	National Location Quotient Start Year	Payrolled Business Locations, 2019
541330	Engineering Services	34,113	34,917	35,642	36,309	36,813	37,425	3,312	1.9%	2.33	2,533
541310	Architectural Services	4,287	4,397	4,492	4,574	4,625	4,696	410	1.8%	1.51	605
541380	Testing Laboratories	2,010	2,054	2,092	2,124	2,141	2,167	157	1.5%	0.79	180
541360	Geophysical Surveying and Mapping Services	1,619	1,662	1,699	1,731	1,751	1,779	160	1.9%	7.16	77
541370	Surveying and Mapping (except Geophysical) Services	1,218	1,240	1,258	1,275	1,285	1,300	82	1.3%	1.61	159
541320	Landscape Architectural Services	887	900	911	921	927	937	50	1.1%	1.82	184
541350	Building Inspection Services	514	527	539	550	556	565	51	1.9%	1.47	177
541340	Drafting Services	274	285	295	304	309	316	42	2.9%	1.98	69
	Totals	44,921	45,983	46,928	47,788	48,406	49,184	4,263	1.8%	2.31	3,984

Source: EMSI – QCEW Employees, Non-QCEW Employees & Self-Employed Class of Worker

What the Field Demands

Education & Experience Breakdown Job Postings, Colorado Central Planning Region, 2019		
Education Level	Unique Postings	% of Total
Unspecified	5,580	29%
High school or GED	2,434	13%
Associate's degree	1,883	10%
Bachelor's degree	11,694	60%
Master's degree	3,122	16%
Ph.D. or professional degree	403	2%
Minimum Experience	Unique Postings	% of Total
Unspecified	5,773	30%
0 - 1 Years	2,163	11%
2 - 3 Years	4,114	21%
4 - 6 Years	4,606	24%
7 - 9 Years	1,417	7%
10+ Years	1,341	7%

Source: EMSI Job Posting Analytics

Security clearance has highest demand with the fewest online profiles mentioning it.

Employers in Engineering Services are generally demanding high levels of education and between 2 and 6 years of experience for successful candidates.


Top Skills Required, Central Planning Region January 2019 through December 2019		
Skill	Postings with Skill	Profiles with Skill
TS/SCI Clearance	2,074	599
AutoCAD	2,068	4,681
Project Management	1,798	4,470
Civil Engineering	1,763	3,193
Business Development	1,644	1,931
Computer-Aided Design	1,303	2,401
Systems Engineering	1,226	1,766
Construction Management	1,208	2,913
Quality Control	1,199	280
Electrical Engineering	1,168	1,117

Source: EMSI Job Posting Analytics

Introducing our guest speaker:

Jan Caires

Cesare, Inc. is a company of Geotechnical Engineers & Construction Materials Consultants that help you Manage Risk, Reduce Liability, Build with Confidence, and Earn Financial Prosperity .



**GEOTECHNICAL
ENGINEERING
AND DESIGN**



**FORENSIC
ENGINEERING**



**CONSTRUCTION
OBSERVATION
AND MATERIALS
TESTING**



**LABORATORY
SERVICES**

Patrick J. Holwell, Workforce Economist

Arapahoe/Douglas Works!

6964 S. Lima Street

Centennial, CO 80112

303-636-1251

pholwell@arapahoegov.com