

The logo for the Arapahoe/Douglas Workforce Board is centered in a white circle. It features a stylized blue wave above the text "Arapahoe/Douglas" in a serif font, with "WORKFORCE BOARD" in a bold, sans-serif font below it. The background of the slide is a deep blue with a repeating pattern of faint, circular, concentric designs.

Arapahoe/Douglas
WORKFORCE BOARD

The Hospitality Industry and Entrepreneurship

June 1, 2017

Key to a Vibrant & Growing Economy

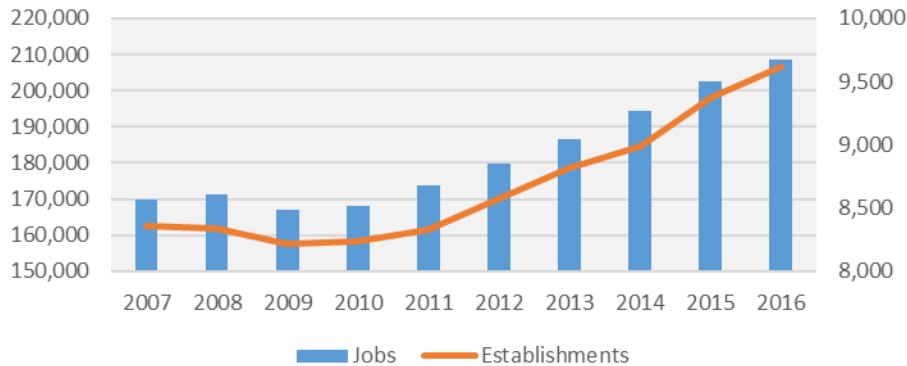


We must all work together to maintain the superior quality of life the region currently enjoys.

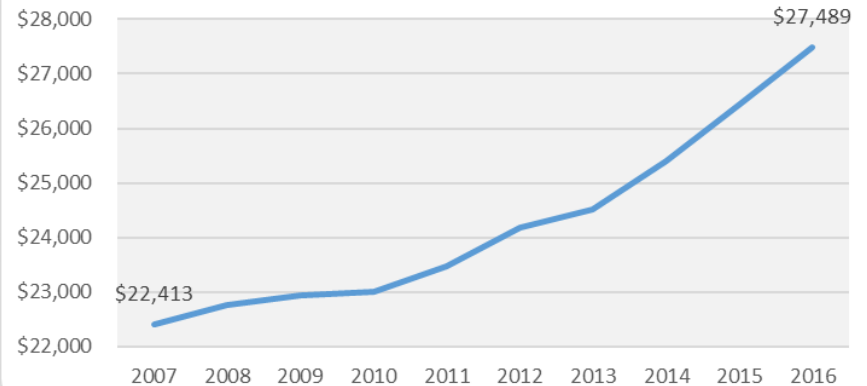
This means we must work together in our communities to ensure there are enough skilled workers and enough good jobs, and that we are creating the kind of economic opportunity that allows people who work hard to get ahead.

The Hospitality Industry

Historical Trends, Industry, Colorado Central Planning Region



Historical Trends, Industry, Worker Earnings, Colorado Central Planning Region



The hospitality industry includes eating, drinking, lodging, and entertainment. In the ten years between 2007 and 2016:

- Employment in the industry grew just under 23%, moving from 169,786 in 2007 to 208,762 in 2016
- Average worker earnings and benefits rose 22.6% during the same period, moving from \$22,413 in 2007 to \$27,489 in 2016

Projections through 2022

Regional Industry Growth Projections, Colorado Central Planning Region							
NAICS Code	Description	2017 Jobs	2022 Jobs	Change	Annual Growth Rate	National Location Quotient	Payrolled Business Locations
711	Performing Arts, Spectator Sports, and Related Industries	11,636	12,401	765	1.3%	1.14	814
712	Museums, Historical Sites, and Similar Institutions	2,326	2,644	318	2.7%	1.13	43
713	Amusement, Gambling, and Recreation Industries	22,736	24,748	2,012	1.8%	1.07	924
721	Accommodation	21,620	23,885	2,265	2.1%	0.88	605
722	Food Services and Drinking Places	157,696	175,806	18,110	2.3%	1.09	7,237
	Totals	216,014	239,484	23,470	2.2%		9,623

Source: EMSI 2017.2 – QCEW Employees, Non-QCEW Employees & Self-Employed Class of Worker

Hospitality Staffing Pattern

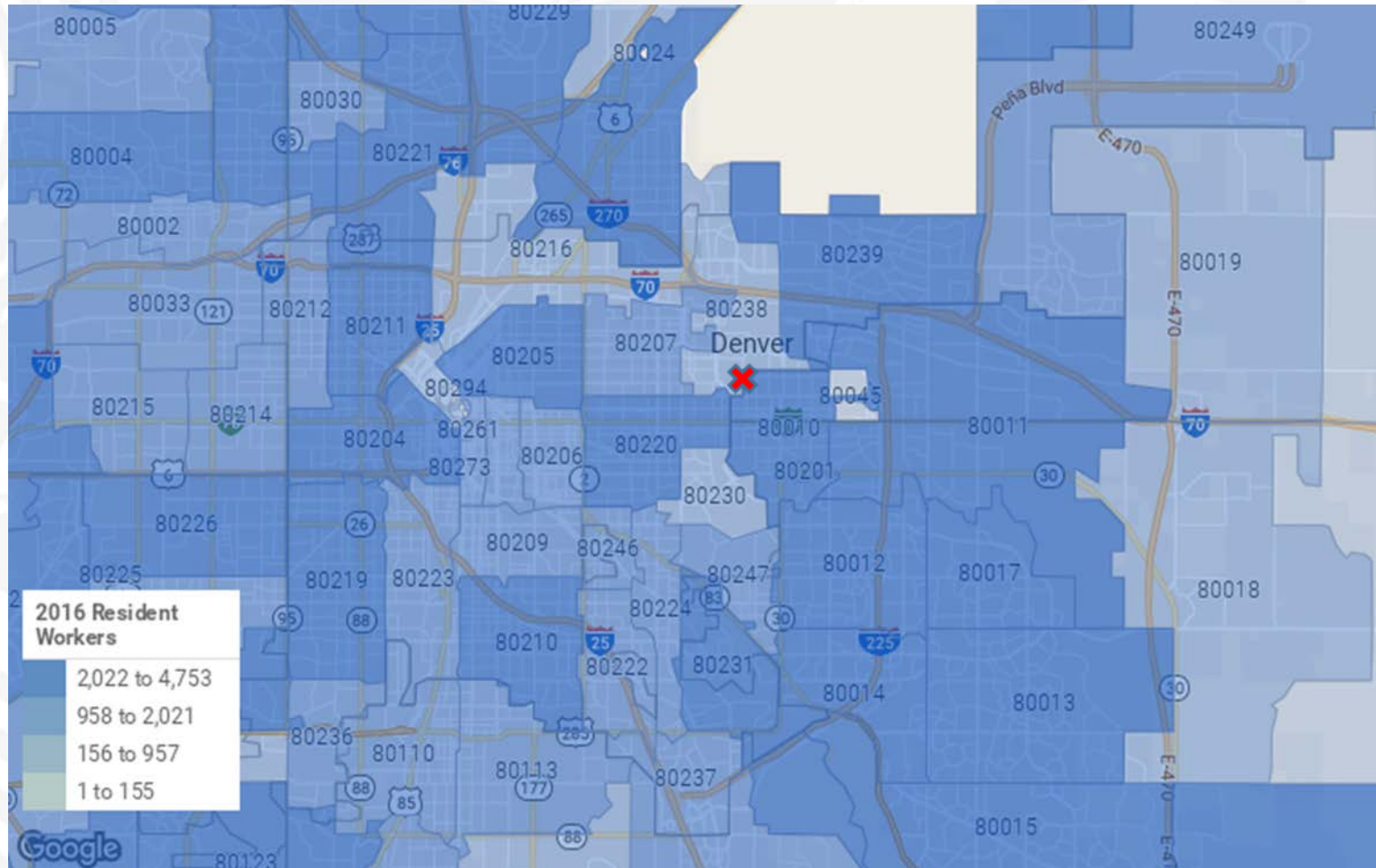
Sector Staffing Patterns, Colorado Central Planning Region

SOC Code	Description	2016 Jobs	2021 Jobs	Change	% Change	% of Industry	Median Hourly Earnings
35-3021	Combined Food Preparation and Serving Workers, Including Fast Food	42,675	48,325	5,650	13%	19.6%	\$9.28
35-3031	Waiters and Waitresses	35,403	38,535	3,132	9%	16.5%	\$9.20
35-2014	Cooks, Restaurant	20,374	23,060	2,686	13%	9.4%	\$11.20
35-3011	Bartenders	8,518	9,483	965	11%	4.0%	\$9.36
35-1012	First-Line Supervisors of Food Preparation and Serving Workers	8,489	9,725	1,236	15%	3.9%	\$17.34
35-9031	Hosts and Hostesses, Restaurant, Lounge, and Coffee Shop	7,055	7,665	610	9%	3.3%	\$9.57
41-2011	Cashiers	5,068	5,581	513	10%	2.3%	\$9.68
35-9021	Dishwashers	4,931	5,251	320	6%	2.3%	\$9.97
35-9011	Dining Room and Cafeteria Attendants and Bartender Helpers	4,921	5,413	492	10%	2.3%	\$9.20
35-2021	Food Preparation Workers	4,903	5,623	720	15%	2.2%	\$9.73

Source: EMSI 2017.2 QCEW Employees, Non-QCEW Employees & Self-Employed Class of Worker

These 10 occupations make up nearly 66% of total employment in hospitality and entertainment.

Where the Workers Live



Nearly 19,000 hospitality workers live in the ten zip codes proximate to Stanley Marketplace.

STANIFESTO

WELCOME TO STANLEY MARKETPLACE. THIS IS NO ORDINARY MARKETPLACE. WE ARE A COMMUNITY OF LIKE-MINDED BUSINESSES AND PEOPLE WHO BELIEVE IN DOING THINGS DIFFERENTLY: SUSTAINABLY, THOUGHTFULLY, CREATIVELY, WITH WAY MORE THAN THE BOTTOM LINE IN MIND. WE HAVE GRAND AMBITIONS AND WE ARE GUIDED BY MIGHTY BELIEFS.



Small Business Development Centers (SBDCs)

The purpose of the Aurora-South Metro SBDC is to offer business consulting and training that maximizes the economic potential of entrepreneurs.

Our mission is to help existing and new businesses grow and prosper.

The vision of the Aurora – South Metro SBDC is to be the premier, trusted choice of Colorado businesses for consulting, training and resources in Adams, Arapahoe, Douglas and Jefferson counties.

