

Arapahoe/Douglas Workforce Development Board Meeting

December 5, 2024

Arapahoe/Douglas Works! Workforce Center
6964 S. Lima Street • Centennial, CO 80112
www.adworks.org

Arapahoe/Douglas Works! is an equal opportunity employer/program. Auxiliary aids and services are available upon requests to individuals with disabilities.



Welcome!



**Scan the QR code below to
view the meeting materials**



High Performing Board Award

Economic Impact & Return on Investment Presentation

Patrick Holwell
Workforce Economist, A/D Works!



Economic Impact and Return on Investment

Workforce Programs in the Arapahoe/Douglas
Workforce Development Region

for

Program Year 2022

About this Report

- The intention of this report is to:
 - Show the economic impact (EI) and return on investment (ROI) for federal discretionary workforce program grants in the Arapahoe/Douglas Workforce Region.
- All metrics in this report represent PY22 data unless otherwise noted (July 01, 2022 – June 30, 2023).
- Program data focuses on:
 - **Staff-assisted customers** unless otherwise noted
 - Wage trends for program participants
 - Pre-entry and post-exit = primary metric

Additional Considerations

- A conservative estimate of ROI numbers and the economic impact
- Strong probability the full economic impact is greater
 - Conservative methodology
 - Not all individuals in WF programs are included
 - Additional economic impacts not calculated in this report
 - UI Calculations impact pre-entry wages
 - Not all unemployed individuals are receiving UI funds
 - PY 2019 and PY 2020 Overlap the height of the Covid 19 Pandemic.

Arapahoe/Douglas Works! Return on Investment for PY22

Total Additional Wages Earned = \$50,809,340

minus

Program Expenditures = \$5,666,555

Return on Investment

\$45,142,785

Economic Impact for PY21

Additional Wages Earned = \$50,809,340

minus

Federal Income Tax = \$4,979,315

Economic Impact

\$45,830,025

Workforce and the Numbers

Participant Median Annual Wage
Increased by \$11,112
for PY22 after accessing services

- For **each \$1** of public money spent in PY22, **the return was \$7.97** in new worker earnings
- Earnings are directly attributable to the value of staff-assisted services provided through Arapahoe/Douglas Works!



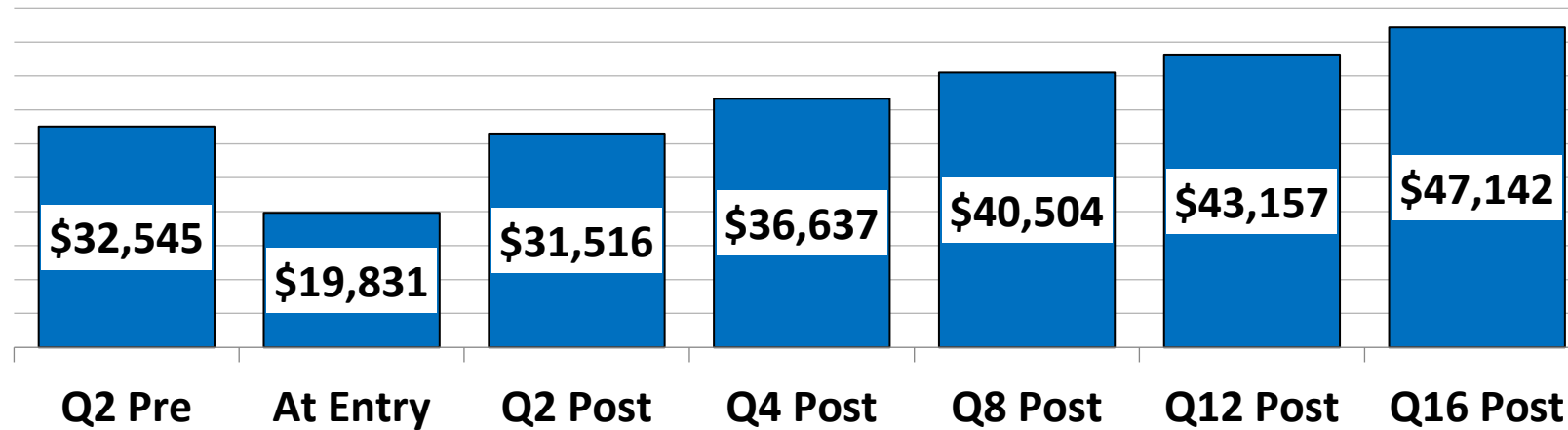
Staff-assisted Services

8,859 received Staff-assisted Services



The Value of Staff-Assisted Services

Arapahoe/Douglas Works! Wage Trajectory for Staff-Assisted Participants Exiting PY18-22



Median wages of customers served by local Wagner-Peyser funded staff two quarters prior to entry through 4-years post program participation showing the value of Staff-assisted services. (N = 25,481 at 2Q post-exit)



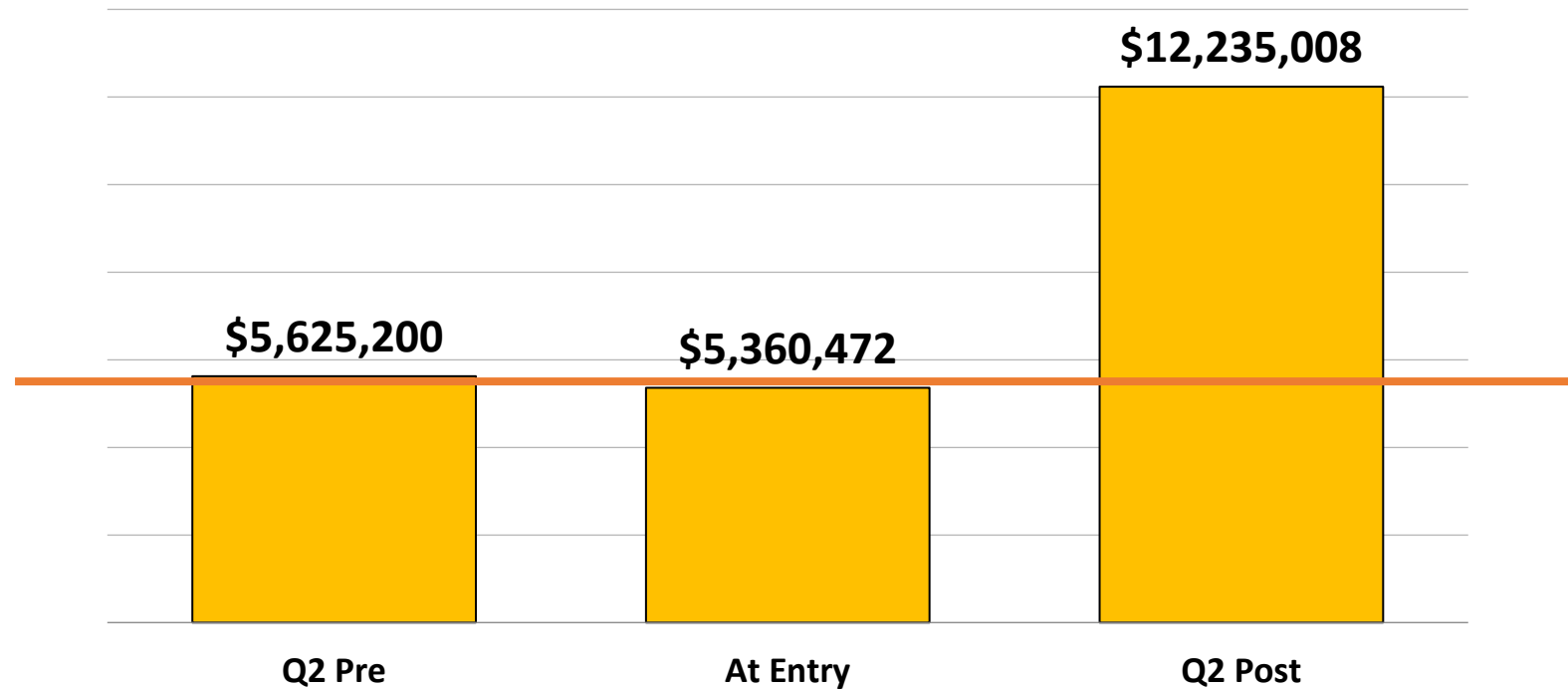
WIOA Title I Programs

1,329 customers accessed WIOA Services
in PY22. This includes Adult, Dislocated
Worker and Youth programs.



The Value of WIOA Title I Adult Services

Arapahoe/Douglas Works!
PY 22 WIOA Adult, Aggregate Value of Services

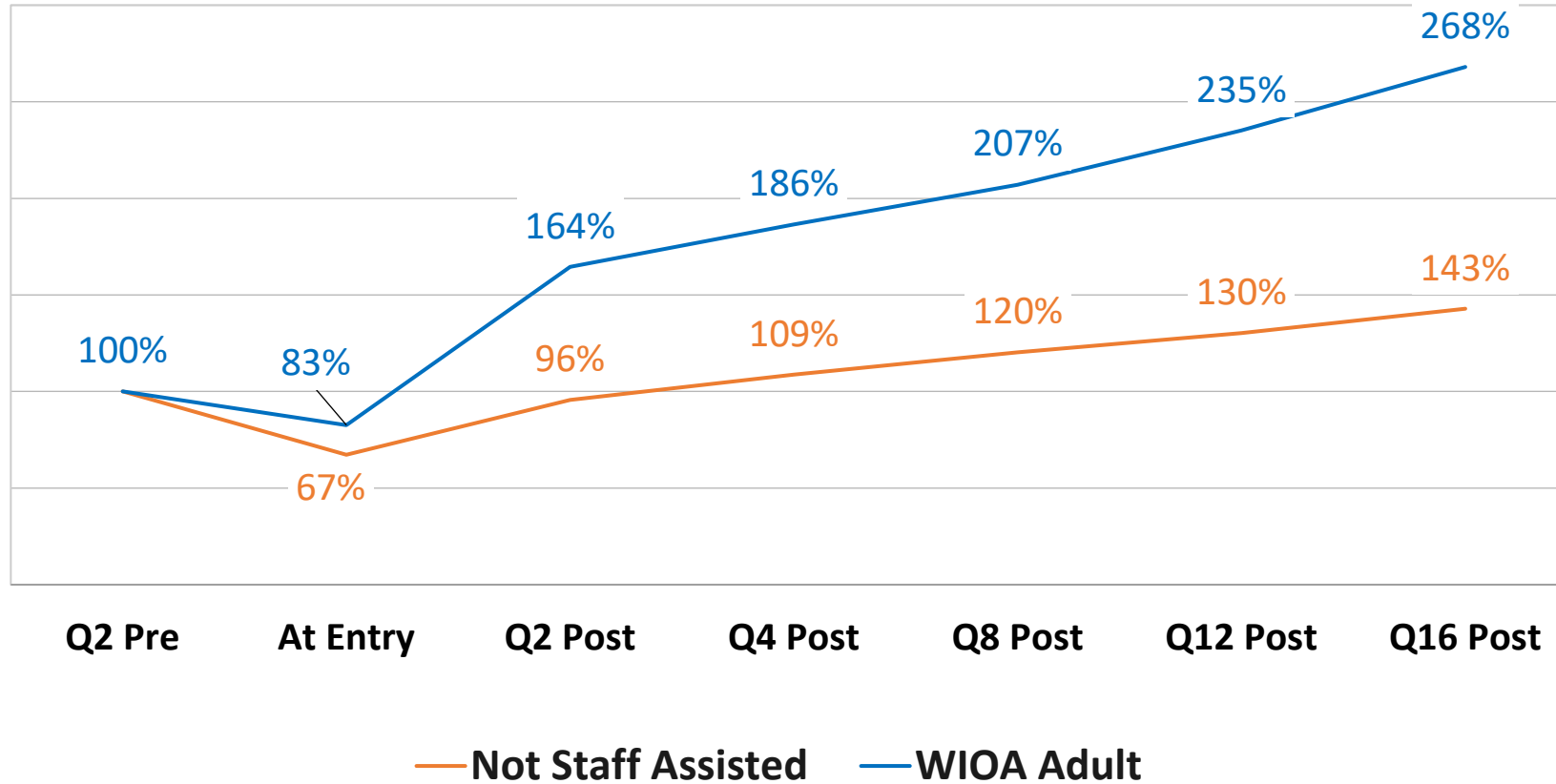


\$6,609,808 = aggregate value of WIOA Adult at second quarter post-exit compared to two quarters prior to participation. (N = 358 at 2Q post-exit).

The Value of Staff-Assisted Services

WIOA Title I Adult

Arapahoe/Douglas Works!
Earnings Recapture, WIOA Adult Exiters PY 18 - PY 22



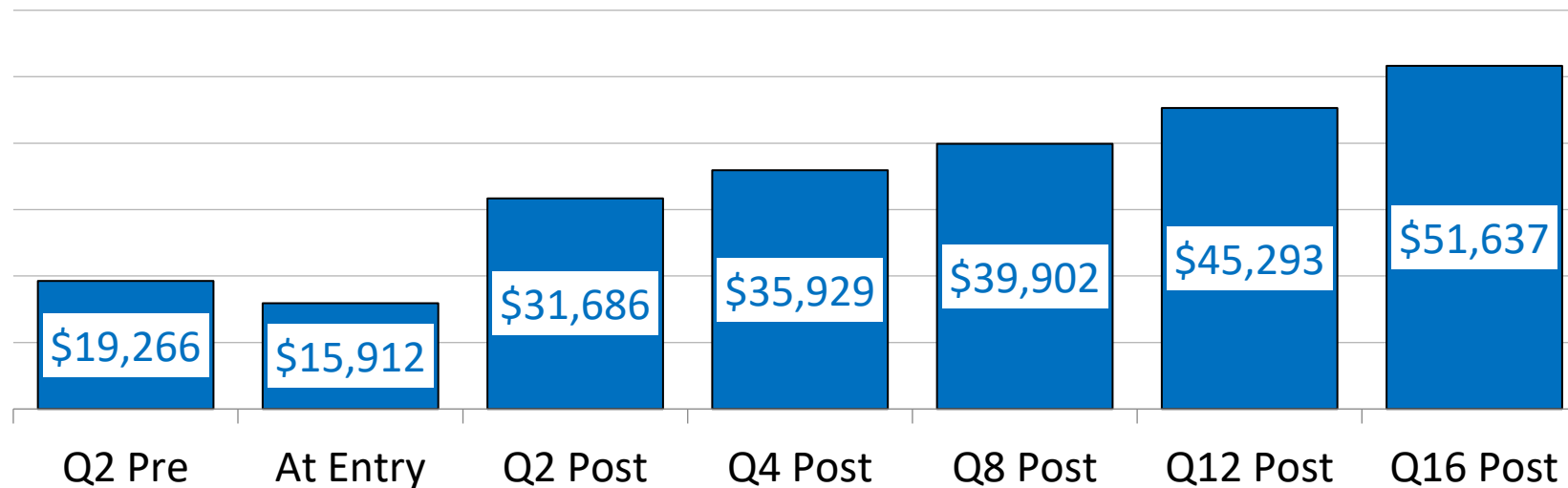
WIOA Title I Adult Program Value

Arapahoe/Douglas Works!

Trajectory of Median Wages for WIOA Adult Exiters

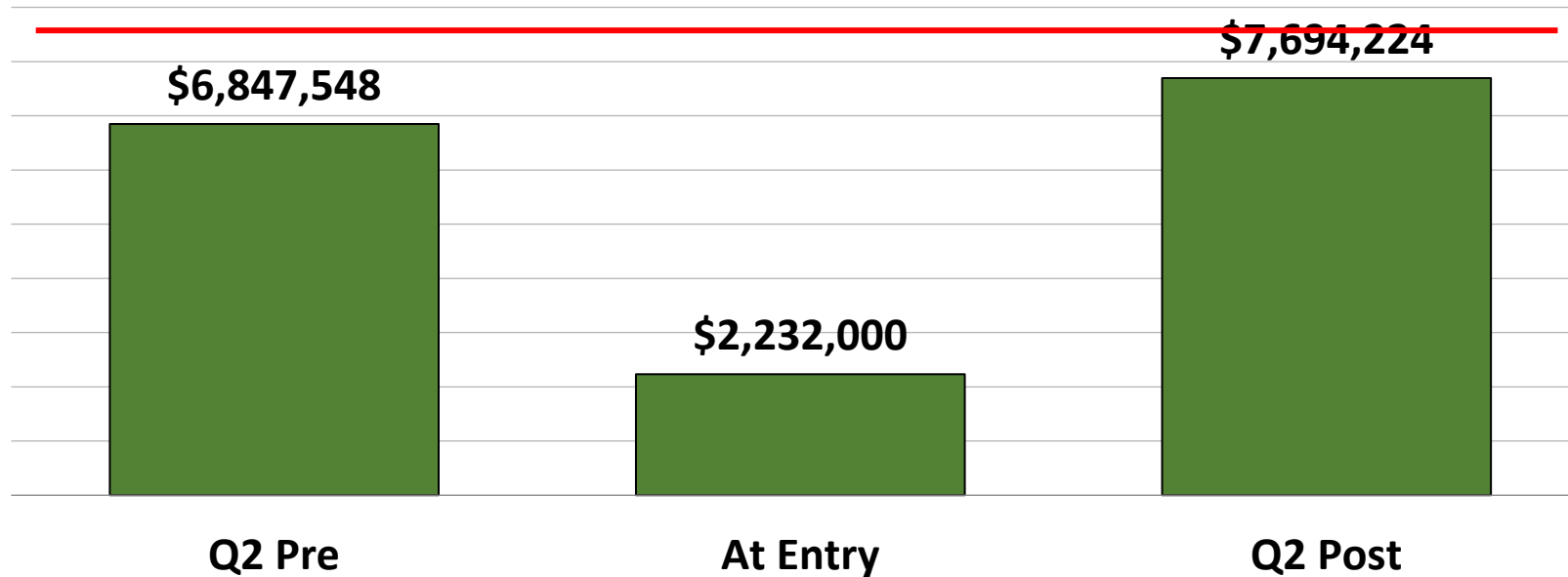
PY18-22

(N = 1,183 at 2Q post-exit, wage recapture at 4 years
268%)



The Value of WIOA Title I Dislocated Worker Services

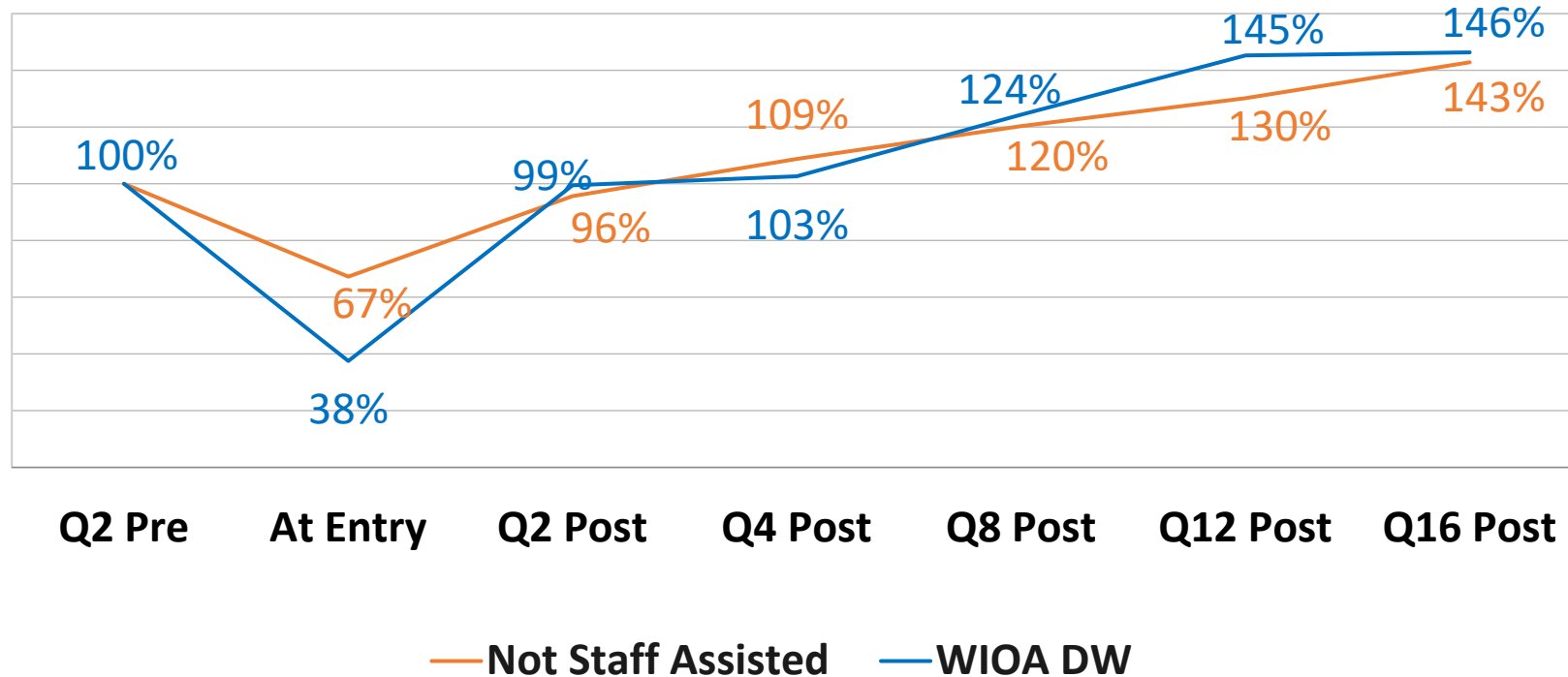
Arapahoe/Douglas Works! PY 22 WIOA Dislocated Worker, Aggregate Value of Services



\$846,676 = aggregate value of DW services at second quarter post-exit compared to two quarters prior to participation. N = 164 exiters at 2Q post.

The Value of Staff-Assisted Services **WIOA Title I Dislocated Worker**

Arapahoe/Douglas Works!
WIOA Title I Dislocated Worker Earnings Recapture
PY 18 - PY 22



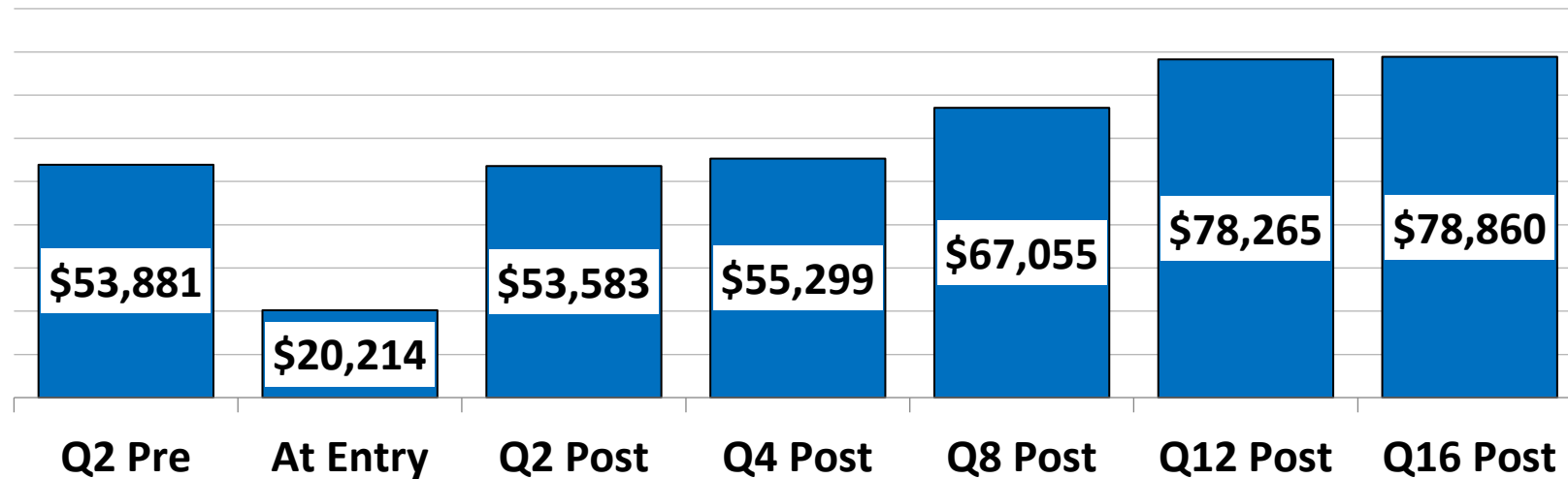
WIOA Title I Dislocated Worker Program Value

Arapahoe/Douglas Works!

Wage Trajectory, WIOA Dislocated Worker Exiters

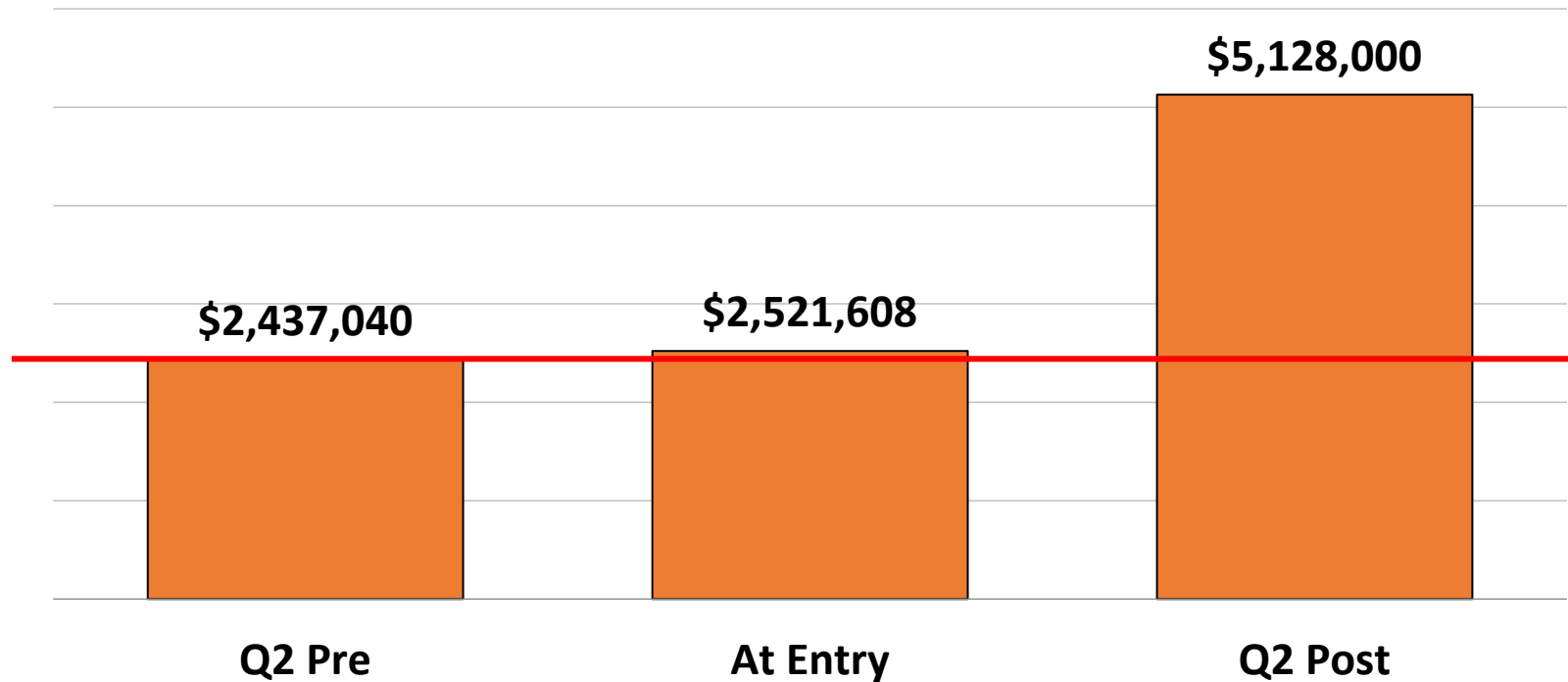
PY18-22

(N = 658 at 2Q post-exit, wage recapture at 4 years
146%)



The Value of WIOA Title I Youth Services

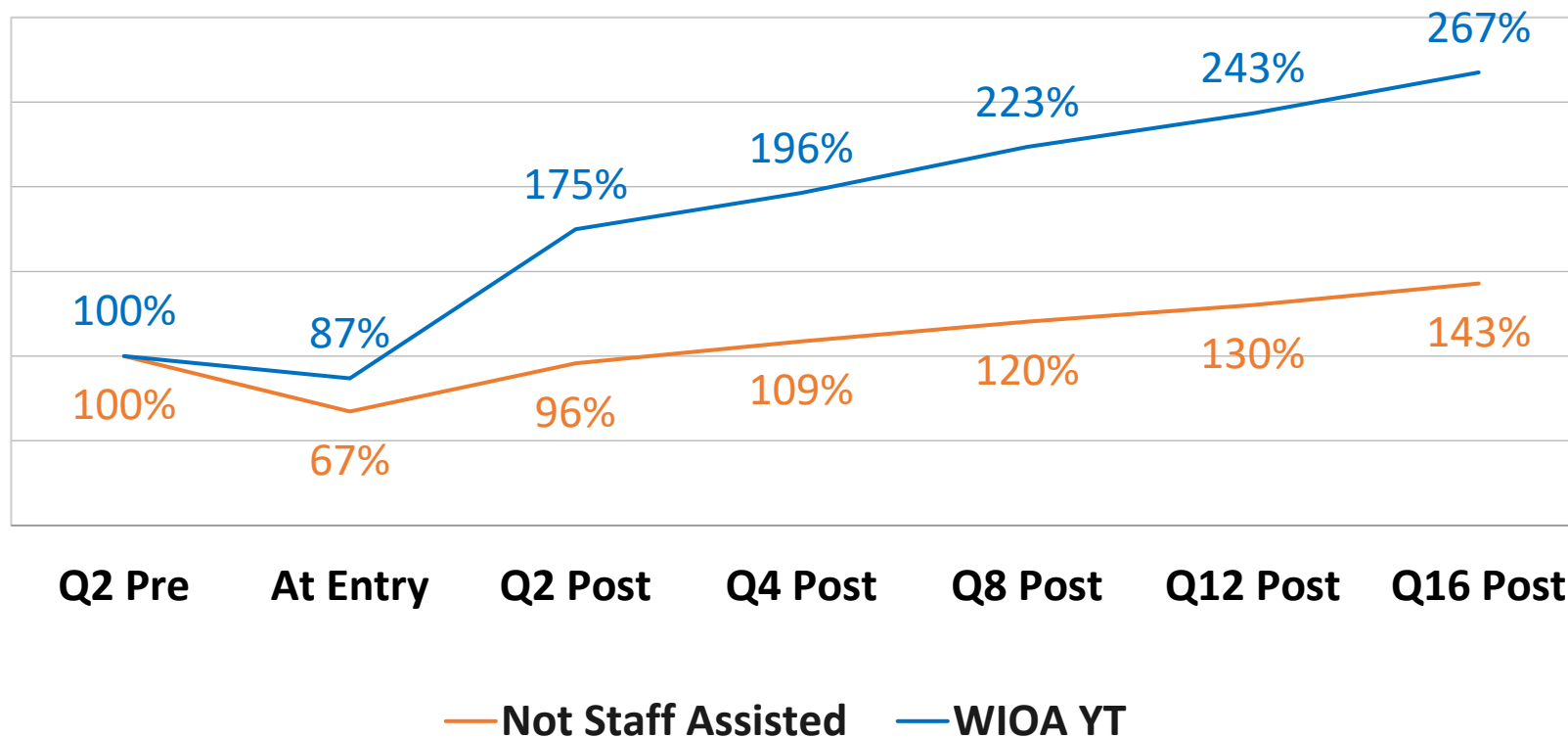
Arapahoe/Douglas Works! PY 22 Youth, Aggregate Value of Services



The Value of Staff-Assisted Services

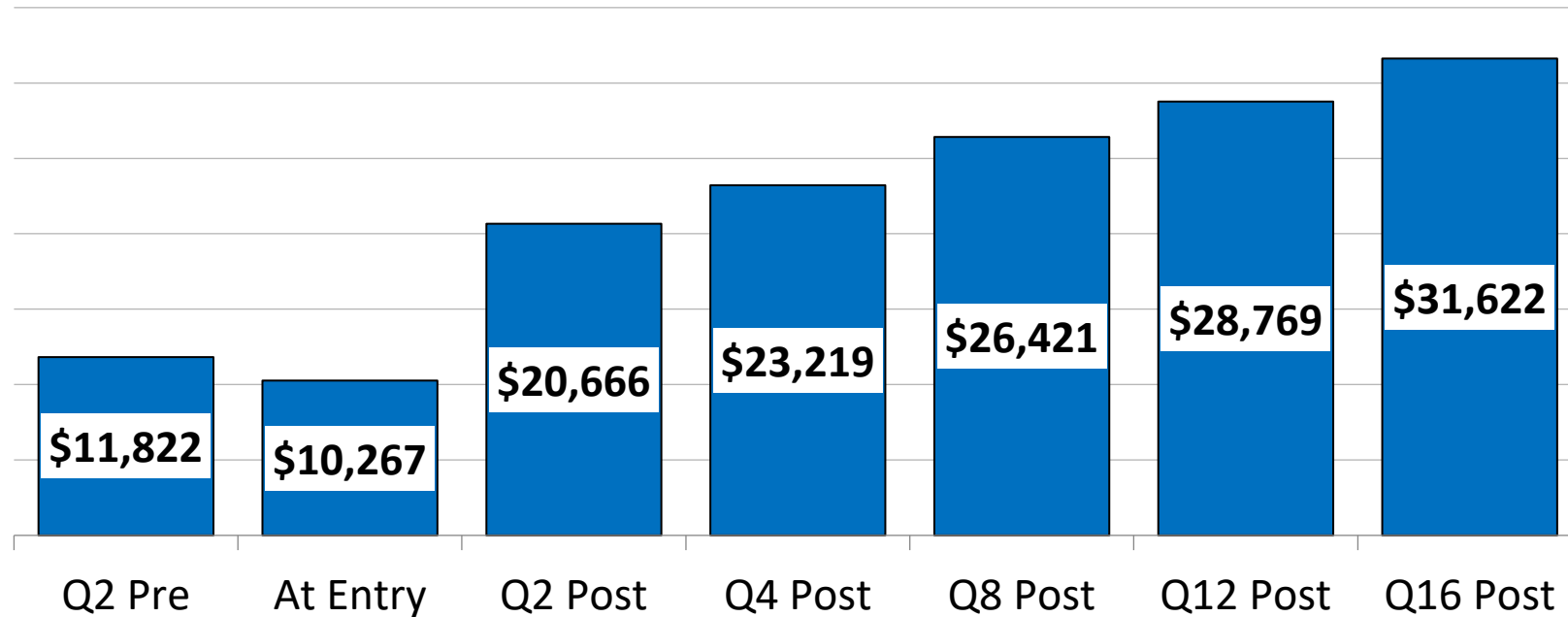
WIOA Title I Youth

Arapahoe/Douglas Works!
WIOA Title I Youth Earnings Recapture PY 18 - PY 22



WIOA Title I Youth Program Value

Arapahoe/Douglas Works!
Wage Trajectory, WIOA Youth Exoters PY18-22
(N = 622 at 2Q post-exit, wage recapture at 4 years 267%)

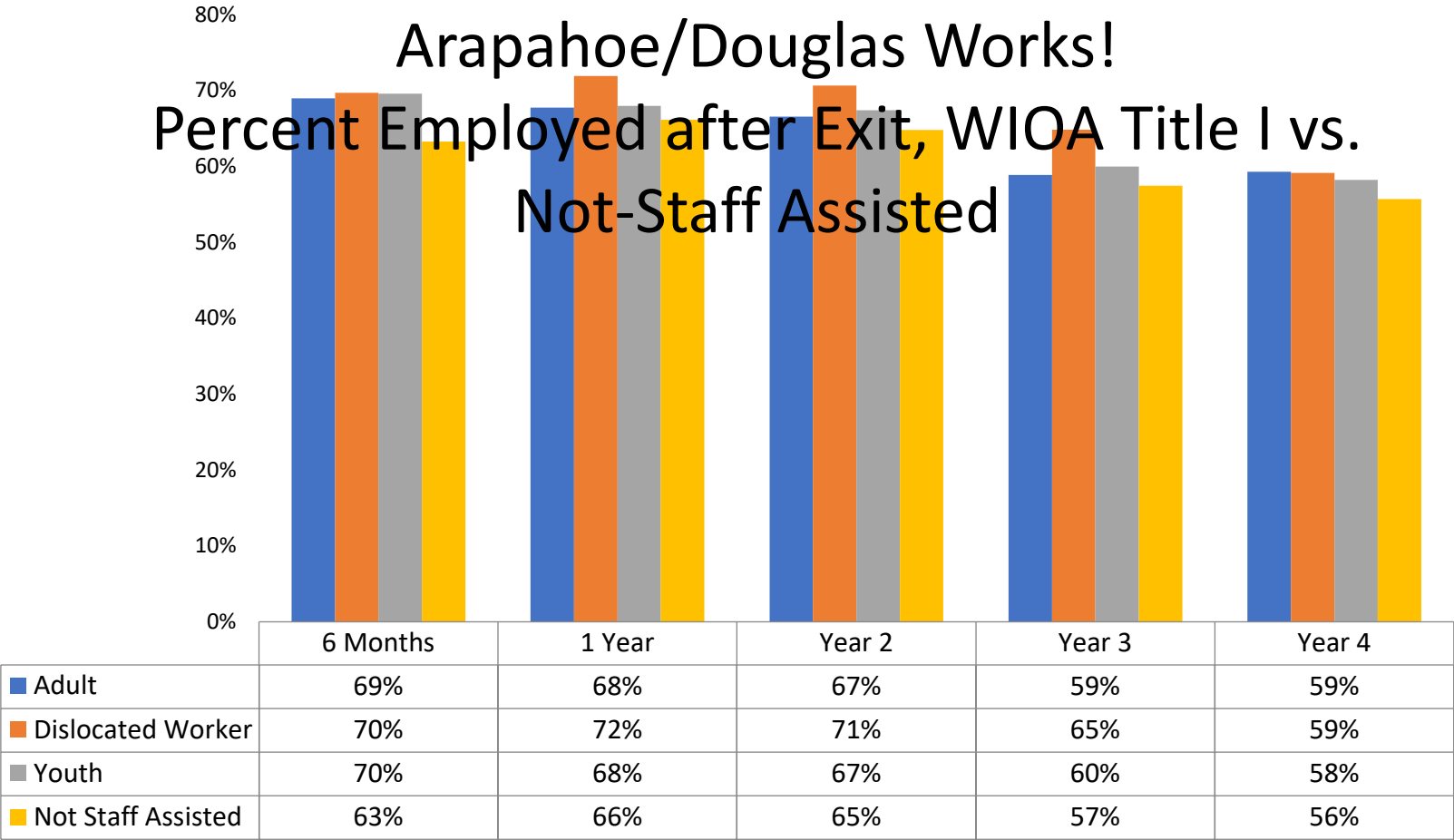




Sustainability



Percent Employed Across Four Years Post Exit





Acknowledgements

Acknowledgements

- This report represents the collective work of the Colorado Workforce Intelligence Data Expert Team (WIDE).
- A special thanks is needed for the support of the Colorado Workforce Development Council, Sasha Easton, Director of Workforce Development and Arapahoe/Douglas Works! Division Manager, and all the regional workforce directors.
- Todd Nielson, Glenda Delenstarr, Daniel Garcia, Barbara Larsen, Patrick Holwell, and the rest of WIDE, who continue to update, improve, and revise the methodology.
- The staff at Arapahoe/Douglas Works! And members of the Arapahoe/Douglas Workforce Development Board who help the members of this community to achieve their work-related goals, and local businesses to continue to thrive.

WIDE Membership by Region/Area as of October 2023

Workforce Region	Name	Position
Adams County	Greg McBoat	Human Services Management Analyst
Arapahoe/Douglas Works!	Sasha Easton	Workforce Development Director, Division Manager
Arapahoe/Douglas Works!	Carter Hill	Apprenticeship Consultant
Arapahoe/Douglas Works!	Patrick Holwell	Workforce Economist
Boulder	Barbara Larsen	Business Support Analyst
CWDC	Caitlin McKennie	Talent Pipeline Economist
Denver	Peter Schmitz	Data and Quality Analyst
Denver	Lindsay Cuthill	Data and Quality Analyst
Larimer County	Glenda Delenstarr	MIS/Analyst
Larimer County	Andrew Minor	Workforce Connections Team Member
Mesa	Victor Carreras	Employment Specialist/Authorized Job Profiler
Pikes Peak	Daniel Garcia	Optimization and Analytics Coordinator
Rural Consortium	Mark Hoblitzell	Labor Market Economics/analytics (Title TBD?)
Rural Consortium	Christina Oxley	Business Services Coordinator NW Region
Weld	Margarita Marquez	Workforce Operations Supervisor
Tri-County	Kristin Clarke	Data Analytics Supervisor
CUWA	Todd Nielsen	CUWA Director

Questions???

Comments??

Thank You!

Labor Market Information and Data Discussion

1. Which A/D Works! data products do you find most useful and why?
2. In what capacity have you used A/D Works! Labor Market Information (LMI) products and/or how do you use LMI to make informed decisions in your work?
3. How has your organization interacted with LMI reports to inform hiring practices and/or guide jobseekers and students in their career search?
4. What other LMI data or type of report would be helpful for A/D Works! to provide?

Lunch Sponsored by City of Aurora

Commissioner Updates

Taskforce Updates

- Young Adult Outreach/Engagement
- Marketing/Outreach/Engagement

Young Adult Outreach & Engagement

Goal:

- Focus on increasing outreach, awareness, and engagement of A/D Works! services among young adults

Current Objectives/Updates:

- Explore the role and duties of a potential youth ambassador to support outreach and spread awareness
- Investigate potential funding options to support youth ambassador
- Recent change in meeting schedule to better align with board meeting frequency

Completion Timeline: Ongoing

Next Meeting: January 2, 2025, from 1pm-2pm

Marketing/Outreach/Engagement

Goal:

- Focus on increasing job seeker and business engagement with A/D Works! services through marketing and outreach

Current Objectives/Updates:

- Continue to develop innovative avenues to promote A/D Works!
 - Tracking social media impact with new dashboard
 - Increasing board member engagement

Social Media
Toolkit



Completion Timeline: Ongoing

Next Meeting: January 2, 2025, from 10am-11am

Director's Report

Action Item

- ADWDB-XX-2024 - WIOA Title I Young Adult Incentive Payments

Informational Item

- TALENT DEVELOPMENT - Supportive
Services for Arapahoe/Douglas Works!

A/D Works!

Operational Updates

Member Announcements

Upcoming Events

Talent Development System Program Activities

Aerospace Sector Partnership's Aerospace Speaker Series

December 8, 2024

4:00 p.m. – 5:00 p.m.

In-Person Event

Email Dee Wittmer at dwittmer@arapahoegov.com to RSVP

NAWDP's 30 Minutes of Excellence Session

January 22, 2025

12:00 p.m. – 12:30 p.m., Virtual Event

Register at <https://rebrand.ly/qnswm3w>

Community Events

Colorado SBDC's LinkedIn for Small Business

January 22, 2025

5:30 p.m. – 7:30 p.m.

Virtual Event

Register at <https://rebrand.ly/hb4226f>

Colorado SBDC's Cyber On A Budget

January 23, 2025

5:00 p.m. – 6:00 p.m.

Virtual Event

Email: southernco@coloradosbdc.org

The Aurora Chamber of Commerce's Positive Business Partners Meeting

Meets the 1st Tuesday of every month.

8:30 a.m. – 10:00 a.m., In-Person Event

Email naomi.colwell@aurorachamber.org for more information.

CWDC has Community of Practice meetings to engage individuals involved in sector strategies throughout the state to come together to learn about new opportunities and insights, address collective challenges, and share promising practices. For upcoming meetings, check the CWDC Public Events Calendar,

<https://cwdc.colorado.gov/news-events/calendar>

Next Meeting

February 6, 2025

Social Media
Toolkit



Record Member
Activities

